

DESCRIPTION

SloanStone® Solid Surface 2-Station Wall-Mounted Gradient Sink.

DETAILS

- Material: SloanStone Solid Surface
- Width: 60" (1,524mm)
- Height: 5" (127mm)

FEATURES


Two Station Lavatory System with the following features:

- Dimensions: 60" x 22" x 5"
- A Monolithic deck fabricated from SloanStone® solid surface
- Available in 25 colors
- Multiple Mounting Options
- Pairs great with Sloan faucets and soap dispensers

<

Please note that scratches on dark, high gloss finishes may be noticeable and require periodic refinishing to maintain the glossy appearance. Take care placing and sliding objects that may scratch the surface.

COLORS



COMPLIANCES & CERTIFICATIONS



(ADA Compliant, cUPC Certified)

RECOMMENDED SPECIFICATION

SloanStone Series Sink model no. ELGR 8X000 Gradient Style Sink. Product to be molded using SloanStone solid surface. Sloan automated sensor faucet. Sloan sensor operated foam soap dispenser. Sink design to be ADA compliant and IAPMO certified. Supplied with either angle brackets or enclosure.

DOWNLOADS

- [ELGR-80000 Series Installation Instructions](#)
- [ELGR-80000 Series Repair and Maintenance Guide](#)
- [Additional Downloads](#)

NOTES

All information contained within this document subject to change without notice.

Looking for other variations of the ELGR-82000 product? [View the general spec sheet with all options.](#)

[Find a compatible faucet](#) for this sink.

[Find a matching soap dispenser](#) for this sink.



WARRANTY

[View Warranty Information](#)


Sloan 10500 Seymour Ave, Franklin Park, IL 60131

Phone: 800.982.5839 • Fax: 800.447.8329 • sloan.com

SUGGESTED FAUCETS

| Name | Description |
|---|--------------------------------|
|  EAF-150 | View more info |
|  EAF-100 | View more info |

SUGGESTED SOAP DISPENSERS

| Name | Description |
|--|--------------------------------|
|  ESD-1500 | View more info |

ROUGH-IN

