

OPTIONS**Power Type**

Turbine

Body Type

Mid

Mounting

Deck

Power Supply

Turbine (TUR)

Sensor Type

Infrared (IR)

Flow Rate

0.5 gpm (2 Lpm) (0.5GPM)

1.5 gpm (6 Lpm) (1.5GPM)

Spray Type

Multi-Laminar (MLM)

Aerated (installed) or Laminar (in box)

Finish

Polished Chrome (CP)

Control Access

Above Deck

Mixer

Integrated Side Mixer (ISM)

Mixer Not Included

Special Features

Carbon Offset (CO)

Compliances & Certifications

ADA Compliant

ASME A112.18.1 Compliant

CEC Compliant

Proposition 65

TAS

UPC Certified

UPC Low Lead Compliant


cUPC Certified

cUPC Low Lead Compliant

BREEAM Materials Credit

NOTESFor product line drawings, [view model-specific spec sheets](#).

All information contained within this document subject to change

**DESCRIPTION**

BASYS® Turbine-Powered Deck-Mounted Mid Body Faucet

FEATURES

Commercial Grade, ADA Compliant, Electronic, Sensor-Activated, Die-Cast Metal Hand Washing Faucet with the following features:

- One tool service
- All wetted components to be stainless steel, engineered thermoplastic, EPDM, and copper or copper alloy
- Solenoid housed in removable carrier that includes supply strainer
- Integral water supply shut off
- Supply strainer serviceable from above deck
- Vandal resistant spray insert, key housed inside faucet body
- All electronics sealed to IP-233
- Gold plated electrical contacts
- Above deck individual diagnostic indicators for battery life, solenoid condition, and power up mode
- Flexible, high pressure supply hoses, 3/8" compression connections
- Bi-stable magnetic solenoid
- Four (4) "AA" alkaline batteries
- Double infrared sensors with automatic setting feature
- Single hole installation
- Includes all mounting hardware
- Line purge mode, eliminates stagnant water
- Adjustable time-outs
- 3 year limited warranty

Sloan 10500 Seymour Ave, Franklin Park, IL 60131

Phone: 800.982.5839 • Fax: 800.447.8329 • sloan.com

without notice.



[Find a matching soap dispenser](#) for this faucet.

[Find a compatible sink](#) for this faucet.

DOWNLOADS

- [EFX 1Xx/2Xx \(SP\) Installation Instructions](#)
- [EFX 1Xx/2Xx Installation Instructions](#)
- [EFX 1Xx/2Xx Caddy Replacement Installation Instructions](#)
- [EFX-2XX Repair and Maintenance Guide](#)
- [Trim Plate Guide](#)
- [Additional Downloads](#)

VIDEOS

-  [BASYS[®] Faucet Installation and Features](#)
-  [BASYS[®] Faucet Installation Mid Height Model](#)

Sloan 10500 Seymour Ave, Franklin Park, IL 60131

Phone: 800.982.5839 • Fax: 800.447.8329 • sloan.com