

SLOAN[®]

Water Connects US[™]



Sink Systems

Setting the Standard



Executive Suites



Schools & Universities



Office Buildings



Healthcare Facilities



Restaurants



Airports



Museums



Convention Centers

Retail Stores

Health Clubs

Sloan® helps redefine the restroom by creating a platform to accomplish design goals for architects, engineers, developers and contractors. With a complete line of sink systems, Sloan makes it easy to design a durable, commercial restroom without the institutional appearance.

Sloan sink systems make a lasting impression where function, style, and durability are demanded.

Lavatory styles match water-efficient and durable electronic faucets with vandal-resistant sinks that stand up to any high-use commercial restroom application.

Designer Series



Impeccably crafted for the upscale and contemporary restroom environment.

SloanStone®
Lavatory System



Thoughtfully designed sink systems that are easy to install and maintain, and perfect for high-traffic environments.

SloanStone®
Drain Deck
Lavatory System



Hygienic, stylish and impact resistant sink systems that are a perfect match for schools, airports, healthcare facilities, office buildings and more.

Bio-Deck



Made from renewable materials and durable enough for any commercial restroom environment.

Stainless Steel



Hands-free scrub and handwashing sink systems for environments where hygiene is critical, such as hospitals and restaurant kitchens.

Designer Series

DS SERIES

Visually striking. Impeccably crafted.
Elegantly functional. Remarkably durable.

- Stylish, easy-to-clean surface decks are durable and resistant to staining.
- Designed to specification for style, size, faucet and soap dispenser.
- Available in a wide variety of material colors and custom configurations, including multiple stations.

Applications:

Upscale Hospitality

Contemporary Restaurants

High End Retail

Executive Office Suites





Designer Series Configurations

Urban Pedestal - DSUP 80000 Series




Open Front - DSOF 80000 Series



Weir Deck - DSWD 80000 Series



Gradient - DSG 80000 Series



Counter Top - DSCT 80000 Series



Designer Series Finishes

Available in natural stone or corian materials in a wide variety of colors to make it easy to match your restroom décor.



Most Designer Series products comply with the **Buy American Act**.

SloanStone® Lavatory System

EW 60000 / 70000 SERIES

SloanStone® sinks offer the ultimate vandal resistance.

- The simplest installation of its kind.
- Point-of-use sensor operations for integrated hand washing spouts conserve water.
- Service components are easily accessed from the top. There's no need to go under the sink for installation or maintenance.
- Top fill, gravity-fed soap dispenser eliminates clogged soap lines.

EASY ACCESS HEAD

All serviceable components, including electronics, are accessible from the top



Applications:

Office Buildings

Elementary and Secondary Schools

Colleges and Universities

Airports and Transportation Hubs

Stadiums and Arenas



Absolutely no visible fasteners

Optional, integrated soap dispenser


Optional, integrated overflow



No visible sensors or fasteners to invite vandalism



EASY ACCESS HEAD



SloanStone® Drain Deck Lavatory System

ELC SERIES

The SloanStone® Drain Deck Lavatory System features a gently sloped surface that prevents water from pooling anywhere on the countertop. Designed for every institutional setting without compromise to style.

- The SloanStone Drain Deck Lavatory System is available in single-, double- and triple-station configurations. This stylish commercial restroom solution is a perfect match for schools, airports, healthcare facilities, office buildings and more.
- Hygienic and durable, SloanStone is stain, chemical, scratch and impact resistant, and the system is supported by a rugged stainless-steel frame.
- Fast and easy installation plus simplified maintenance.

Applications:

Office Buildings

Elementary and Secondary Schools

Colleges and Universities

Airports and Transportation Hubs

Stadiums and Arenas



Sloan® Optima® electronic faucets provide hands-free operation for improved hygiene and non-aerated pressure compensating spray head for the ultimate in water efficiency. Choose from hardwired, battery-powered or solar faucets powered by state-of-the-art photovoltaic technology. Select faucets include integrated temperature controls.



Additional faucet models available.



SloanStone® Configurations

EW 60000 / 70000 Series

Available in two or three user stations



ELS 60000 / 70000 Series

Available in two or three user stations



ELC 70000 / 80000 Series

Available in one, two, three or four user stations



EFW 40000 Series

Available in two, three or four user stations



Some SloanStone Sink products are only available in select colors. Please consult Product Specification sheets when selecting a finish.

SloanStone® Finishes

Choose from this selection of solid colors and speckled finishes for your SloanStone® solid-surface lavatory.

The wide variety of finishes makes it easy to find just the right color to match your restroom décor.



Most SloanStone products comply with the **Buy American Act**.

Bio-Deck Sinks

ELB SERIES

Sloan® ELB Bio-Deck sinks are made from bio-material: Ground-up corn cobs replace the petroleum-based material that is typically used in solid-surface systems. Bio-Deck sinks come with undermount porcelain bowls. These lavatory styles match water-efficient and durable electronic faucets with vandal-resistant renewable materials that stand up to any high-use commercial restroom application.

Lavatories are available with any of Sloan's battery-powered, solar-powered or hardwired sensor-activated, deck-mount faucets with water flows as low as 0.5 gallons per minute. Soap dispensers are also available.



Additional faucet models available.




ELB-51000



ELB-52000



Available in four natural colors



RUSTIC MAPLE



GREY



JADE GREEN



CORN COB

Stainless Steel Sink Systems

EHS/ESS SERIES

Sloan® offers a line of stainless steel sinks for the healthcare, food service and educational industries, where hygiene is critical. The highest level of hand washing hygiene is achieved with completely hands-free faucet and soap dispensing operation and a sink design that is ideal for thorough wash downs.

Sloan® Optima® stainless steel sinks offer installation ease and a durability only found in Sloan. Plus, the integration of our faucets with our sinks gives you the “perfect package” for your facility. Pairing the faucet with the sink is Sloan at its best.

- ADA compliant
- Pre-plumbed and pre-assembled
- Sound softening inside panel
- 14-gauge, type 304 stainless steel
- Front access panel



EHS-1000



Applications:
Healthcare, Hospitals, Food Service, Restaurants, Education

Series ESS-2000

Also available in single- and triple-station configurations

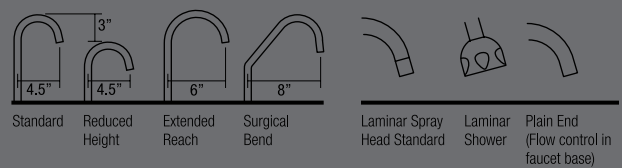


Series ESS-3000

Also available in single- and triple-station configurations



Hand washing and scrub sinks are available with any Sloan gooseneck faucet. Choose from battery-powered Optima Plus® or hardwired Optima® sensor-activated, deck-mount faucets with optional spray heads: laminar spray standard, laminar shower or plain end.



Quality, Performance and Sustainability

Sloan® sink systems match water-efficient and durable electronic faucets and stand up to any commercial restroom application. One, two and three station lavatory configurations incorporate true point-of-use sensor operation for accurate, water-efficient hand washing.

As a pioneer in electronics and plumbing, Sloan offers the products and services to achieve plumbing design objectives, backed by a consistent focus on quality and reliability.

SLOAN®

Headquarters
10500 Seymour Avenue
Franklin Park, IL 60131

Phone 800-9-VALVE-9 (982-5839)

Fax 800-501-3989

www.sloanvalve.com

