

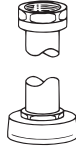
Flush Connections and Flanges

Complete Flush Connection Assemblies Chrome Plate Finish for Exposed Installations

Code No.	Part No.	Description
----------	----------	-------------

For Models 110/111

0393007	V-600-AA	CP Vacuum Breaker 1-1/2" x 9"
0306146	F-5-AT	CP Spud Coupling 1-1/2" x 3"



For Model 113

0393008	V-600-AA	CP Vacuum Breaker 1-1/2" x 13-1/2"
0306146	F-5-AT	CP Spud Coupling 1-1/2" x 3"

For Model 114

0393011	V-600-AA	CP Vacuum Breaker 1-1/2" x 32-1/2"
0306146	F-5-AT	CP Spud Coupling 1-1/2" x 3"

For Model 115

0393009	V-600-AA	CP Vacuum Breaker 1-1/2" x 21-1/2"
0306146	F-5-AT	CP Spud Coupling 1-1/2" x 3"

For Model 116

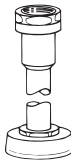
0393010	V-600-AA	CP Vacuum Breaker 1-1/2" x 24-1/2"
0306146	F-5-AT	CP Spud Coupling 1-1/2" x 3"

For Model 117

0393009	V-600-AA	CP Vacuum Breaker 1-1/2" x 21-1/2"
0306146	F-5-AT	CP Spud Coupling 1-1/2" x 3"

For Model 180

0393006	V-600-AA	CP Vacuum Breaker 1-1/4" x 9"
0306140	F-5-AU	CP Spud Coupling 1-1/4" x 3"

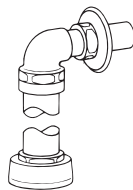


For Model 186

0393004	V-600-AA	CP Vacuum Breaker 3/4" x 9"
0306125	F-5-AW	CP Spud Coupling 3/4" x 2-1/2"

For Model 300/310

0306060	F-2-AU	CP Coupling 1-1/4"
0306146	F-5-AT	CP Spud Coupling 1-1/2" x 3"
0306196	F-7	CP Flange w//Prongs 1" x 2-3/4"
0306209	F-7	CP Flange Flat 1-1/4" x 3-1/8"
0306555	F-21-AA	Elbow 1-1/2" x 1-1/4" x 4"
0393007	V-600-AA	CP Vacuum Breaker 1-1/2" x 9"
0396009	F-43-A	CP Outlet & Street El 1"
0396093	F-101	CP Outlet



For Model 320

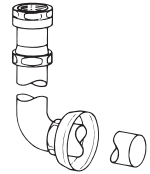
0301149	A-35	Reducer Bushing 1" NPT x 3/4 NPT
0306052	F-2-AW	CP Coupling Assembly 3/4"
0306125	F-5-AW	CP Spud Coupling 3/4" x 2-1/2"
0306188	F-7	CP Flange Flat 3/4" x 2-23/32"
0306343	F-15-A	CP Elbow Tail Assembly 3/4" x 4"
0393004	V-600-AA	Vacuum Breaker 3/4" x 9"
0396009	F-43-A	CP Outlet & Street El 1"
0396093	F-101	CP Outlet 1-1/2" x 4-1/2"

Complete Flush Connection Assemblies Chrome Plate Finish for Exposed Installations (continued)

Code No.	Part No.	Description
----------	----------	-------------

For Model 120

0306093	F-2-AT	CP Coupling 1-1/2"
0393003	V-600-A	CP Vacuum Breaker
0396293	F-109	CP Tube 1-1/2" x 8" x 5" Bend
0306146	F-5-AT	CP Spud Coupling 1-1/2" x 3"



For Model 121

0306093	F-2-AT	CP Coupling 1-1/2"
0393003	V-600-A	CP Vacuum Breaker
0396316	F-109	CP Tube 1-1/2" x 13" x 5" Bend
0306146	F-5-AT	CP Spud Coupling 1-1/2" x 3"

For Model 122

0306093	F-2-AT	CP Coupling 1-1/2"
0393003	V-600-A	CP Vacuum Breaker
0396322	F-109	CP Tube 1-1/2" x 21" x 5" Bend
0306146	F-5-AT	CP Spud Coupling 1-1/2" x 3"

For Model 136

0393038	V-600-AA	CP Vacuum Breaker 1-1/2" x 36"
0306146	F-5-AT	CP Spud Coupling 1-1/2" x 3"

For Model 137

0306093	F-2-AT	CP Coupling 1-1/2"
0393003	V-600-A	CP Vacuum Breaker
0396339	F-109	CP Tube 1-1/2" x 36" x 5"
0306146	F-5-AT	CP Spud Coupling 1-1/2" x 3"

Drip Pocket Flush Connection Assemblies and Parts

DP-4-A Includes:

0330015	DP-4-A	Drip Pocket
0330026	DP-1002-A	Float & Seat Repair Kit For DP-4-A
0330002	DP-2-A	Drip Pocket Wall Support (Available upon request)

DP-6-A Includes:

0330021	DP-6-A	1-1/2" x 18-1/2" CP Outlet
----------------	--------	----------------------------

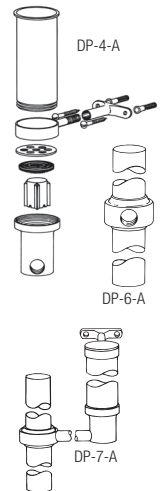
DP-7-A Includes:

0330002	DP-2-A	D.P. Wall Support
0330015	DP-4-A	Drip Pocket Assembly
0330021	DP-6-A	Drip Pocket Flush Connection
0330004	F-33	Extension Nipple

Use on the following flush valve: 118

Special F-33 Includes:

0330004	F-33	Extension for DP-4-A
----------------	------	----------------------



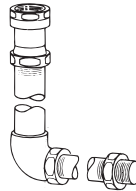
Flush Connections and Flanges

Complete Flush Connection Assemblies Rough Brass Finish for Concealed Installations

Code No.	Part No.	Description
For Model 150		
0323011	V-500-A	RB Vacuum Breaker
0306087	F-2-A	RB 1-1/2" Coupling w/S30
0306569	F-22	RB Outlet 1" NPT Female

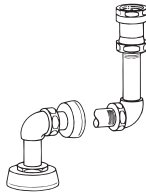
For Model 152

0323177	V-500-AA	RB Vacuum Breaker 1-1/2" x 22" w/ 3" Score
0206146	F-21	RB 1-1/2" El Double Male Slip
0306091	F-2-A	RB 1-1/2" Coupling w/S21
0306619	F-2-AA	RB Two Sets F-2-A 1-1/2" Coupling
—	F-100	RB Outlet - Specify Size



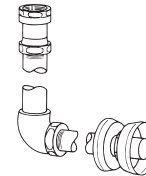
For Model 153/155

0206146	F-21	RB 1-1/2" El Double Male Slip
0306146	F-5-AT	CP Spud Coupling 1-1/2" x 3"
0306237	F-7	CP Flange w/Prongs 1-1/2" x 2-3/4"
0306400	F-15-A	CP Elbow 1-1/2" x 4"
0306619	F-2-AA	RB Two Sets F-2-A 1-1/2" SJ Coupling
0323176	V-500-AA	1-1/2" x 17-1/2" w/ 3" Score
—	F-102	CP Outlet - Specify Size



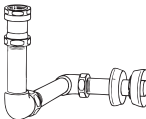
For Model 154

0206146	F-21	RB 1-1/2" El Double Male Slip
0306091	F-2-A	RB 1-1/2" Coupling w/S21
0306146	F-5-AT	CP Spud Coupling 1-1/2" x 3"
0306237	F-7	CP Flange 1-1/2" x 2-3/4" w/Prongs
0306619	F-2-AA	RB Two Sets F-2-A 1-1/2" SJ Coupling
0323177	V-500-AA	RB Vacuum Breaker 1-1/2" x 22" w/ 3" Score
—	F-102	CP Outlet - Specify Size



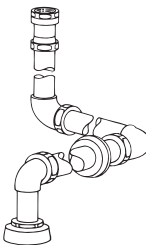
For Model 140

0206146	F-21	RB 1-1/2" El Double Male Slip
0306146	F-5-AT	CP Spud Coupling 1-1/2" x 3"
0306237	F-7	CP Flange w/Prongs 1-1/2" x 2-3/4"
0306619	F-2-AA	RB Two Sets F-2-A 1-1/2" SJ Coupling
0306688	F-25-A	RB Elbow/Tail 1-1/2" x 10" C/E w/ 3" Score
0323188	V-500-AA	RB Vacuum Breaker 1-1/2" x 11-1/2" w/ 3" Score
—	F-102	CP Outlet - Specify Size



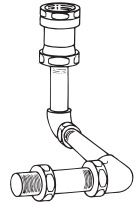
For Model 142

0206146	F-21	RB 1-1/2" El Double Male Slip
0306146	F-5-AT	CP Spud Coupling 1-1/2" x 3"
0306237	F-7	CP Flange w/Prongs 1-1/2" x 2-3/4"
0306400	F-15-A	CP Elbow 1-1/2" x 4"
0306619	F-2-AA	RB Two Sets F-2-A 1-1/2" SJ Coupling
0306688	F-25-A	RB Elbow/Tail 1-1/2" x 10 C/E w/ 3" Score
0323207	V-500-AA	RB Vacuum Breaker 1-1/2" x 6" w/ 3" Score
—	F-102	CP Outlet - Specify Size



Complete Flush Connection Assemblies Rough Brass Finish for Concealed Installations (continued)

Code No.	Part No.	Description
For Model 143		
0206146	F-21	RB 1-1/2" El Double Male Slip
0306091	F-2-A	RB 1-1/2" Coupling w/S21
0306619	F-2-AA	RB Two Sets F-2-A 1-1/2" SJ Coupling
0306688	F-25-A	RB Elbow/Tail 1-1/2" x 10" C/E w/ 3" Score
0323188	V-500-AA	RB Vacuum Breaker 1-1/2" x 11-1/2" w/ 3" Score
—	F-100	RB Outlet - Specify Size

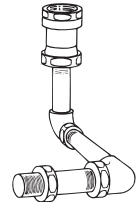


For Model 144

0206146	F-21	RB 1-1/2" El Double Male Slip
0306091	F-2-A	RB 1-1/2" Coupling w/S21
0306619	F-2-AA	RB Two Sets F-2-A 1-1/2" SJ Coupling
0306688	F-25-A	RB Elbow/Tail 1-1/2" x 10" C/E w/ 3" Score
0323208	V-500-AA	RB Vacuum Breaker 1-1/2" x 7-1/2" w/ 3" Score
—	F-100	RB Outlet - Specify Size

For Model 192

0206146	F-21	RB 1-1/2" El Double Male Slip
0306140	F-5-AU	CP Spud Coupling
0306237	F-7	CP Flange w/Prongs 1-1/2" x 2-3/4"
0306472	F-15-A	CP Elbow/Tail 1-1/2" x 1-1/4" x 4"
0306619	F-2-AA	RB Two Sets F-2-A 1-1/2" SJ Coupling
0323188	V-500-AA	RB Vacuum Breaker 1-1/2" x 11-1/2" w/ 3" Score
—	F-102	CP Outlet - Specify Size



For Model 195

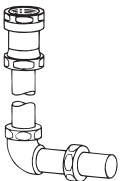
0306054	F-2-AW	RB Coupling 3/4"
—	F-15-A	Specify Size
0323003	V-500-AA	RB Vacuum Breaker 3/4" x 10-1/2"

For Model 197

0306125	F-5-AW	CP Spud Coupling 3/4" x 2-1/2"
0306186	F-7	CP Flange 3/4" x 2-3/4"
0306375	F-15-A	CP Elbow/Tail 3/4" x 5"
0306376	F-15-A	CP Elbow/Tail 3/4" x 14"
0323003	V-500-AA	RB Vacuum Breaker 3/4" x 10-1/2"

For Model 190

0206146	F-21	RB 1-1/2" El Double Male Slip
0306059	F-2-AU	RB Coupling 1-1/4"
0306088	F-2-AT	RB Coupling 1-1/2"
0306091	F-2-A	RB 1-1/2" Coupling w/S21
0323188	V-500-AA	RB Vacuum Breaker 1-1/2" x 11-1/2" w/3" Score
—	F-110	Specify Size



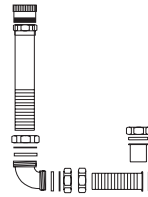
Flush Connections and Flanges

Complete Flush Connection Assemblies Rough Brass Finish for Concealed Installations (continued)

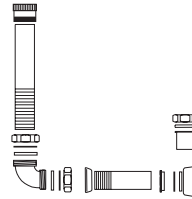
Code No.	Part No.	Description
For Model 312		
0306060	F-2-AU	CP Coupling 1-1/4"
0306087	F-2-A	RB 1-1/2" Coupling w/S30
0306146	F-5-AT	CP Spud Coupling 1-1/2" x 3"
0306209	F-7	CP Flange Flat 1-1/4" x 3-1/8"
0306555	F-21-AA	CP Elbow 1-1/2" x 1-1/4" x 4"
0306569	F-22	RB Outlet 1" NPT Female x 1-1/2"
0393007	V-600-AA	CP Vacuum Breaker 1-1/2" x 9"



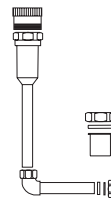
For Model 313		
0206146	F-21	RB 1-1/2" EI Double Male Slip
0306087	F-2-A	RB 1-1/2" Coupling w/S30
0306091	F-2-A	RB 1-1/2" Coupling w/S21
0306569	F-22	RB Outlet 1" NPT Female x 1-1/2"
0306619	F-2-AA	RB Two Sets F-2-A 1-1/2" SJ Coupling
0322026	V-79	RB 1" Adapter
0323188	V-500-AA	RB Vacuum Breaker 1-1/2" x 11-1/2" w/3" Score
—	F-100	RB Outlet



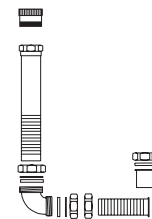
For Model 318		
0206146	F-21	RB 1-1/2" EI Double Male Slip
0306087	F-2-A	RB 1-1/2" Coupling w/S30
0306146	F-5-AT	CP Spud Coupling 1-1/2" x 3"
0306237	F-7	CP Flange w/Prongs 1-1/2" x 2-3/4"
0306569	F-22	RB Outlet 1" NPT Female x 1-1/2"
0306619	F-2-AA	RB Two Sets F-2-A 1-1/2" SJ Coupling
0322026	V-79	RB 1" Adapter
	F-102	CP Outlet - Specify Size
0323188	V-500-AA	RB Vacuum Breaker 1-1/2" x 11-1/2" w/3" Score



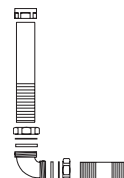
For Model 323		
0206160	F-22	RB 3/4" Outlet Female
0306054	F-2-AW	RB 3/4"
0306087	F-2-A	RB 1-1/2" Coupling w/S30
0306366	F-15-A	RB Elbow Tail Assembly 3/4" x 11"
0322021	V-79	RB 3/4" Adapter Inlet
0323003	V-500-AA	RB Vacuum Breaker 3/4" x 10-1/2"



For Model 343		
0206146	F-21	RB 1-1/2" EI Double Male Slip
0306059	F-2-AU	RB Coupling 1-1/4"
0306087	F-2-A	RB 1-1/2" Coupling w/S30
0306091	F-2-A	RB 1-1/2" Coupling w/S21
0306569	F-22	RB Outlet 1" NPT Female x 1-1/2"
0322026	V-79	RB 1" Adapter
0323188	V-500-AA	RB Vacuum Breaker 1-1/2" x 11-1/2" w/ 3" Score
—	F-110	RB 1-1/2" Flange x 1-1/4" Tube w/Score



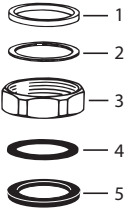
For Model 139		
0206146	F-21	RB 1-1/2" EI Double Male Slip
0306619	F-2-AA	RB Two Sets F-2-A 1-1/2" Coupling
0323312	V-500-AA	RB Vacuum Breaker 1-1/2" x 33-1/2" w/3" Score
0396210	F-102	RB Tube 1-1/2" x 10" w/Score



Flush Connections and Flanges

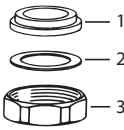
Couplings and Gaskets

Item No.	Code No.	Part No.	Description
F-2-A			
1-3.	0306052	F-2-A	3/4" CP Coupling Assembly
	0306054	F-2-A	3/4" RB Coupling Assembly
	0306077	F-2-A	1" CP Coupling Assembly
	0306060	F-2-A	1-1/4" CP Coupling Assembly
	0306059	F-2-A	1-1/4" RB Coupling Assembly
	0306093	F-2-A	1-1/2" CP Coupling Assembly
	0306088	F-2-A	1-1/2" RB Coupling Assembly
3-4	0306092	F-2-A	1-1/2" CP Coupling Assembly
	0306087	F-2-A	1-1/2" RB Coupling Assembly
1.	5306113	F-5	3/4" SJ Gasket
	5306115	F-5	1" SJ Gasket
	5322176	VPF-5	1-1/4" SJ Gasket
	5322001	VPF-5	1-1/2" SJ Gasket
2.	5306055	F-3	3/4" Friction Ring
	5306056	F-3	1" Friction Ring
	5306057	F-3	1-1/4" Friction Ring
	5306058	F-3	1-1/2" Friction Ring
3.	*	F-2	3/4" CP Coupling
	*	F-2	3/4" RB Coupling
	*	F-2	1" CP Coupling
	*	F-2	1-1/4" CP Coupling
	*	F-2	1-1/4" RB Coupling
	0306045PK	F-2	1-1/2" CP Coupling
	*	F-2	1-1/2" RB Coupling
4.	5319086	S-30	1-1/2" Gasket
5.	0319079	S-21	1-1/2" Rigid Seat
3-5.	0306091	F-2-A	1-1/2" with S-21 Seat



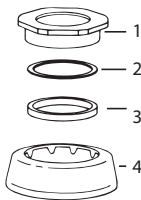
NF-2-A

1.	0396264	F-105	1-1/2" x 1-1/4" SJ Gasket
1-3.	0314011	NF-2-A	1-1/2" x 1-1/4" SJ Reducing Coupling Assembly



Spud Coupling Assemblies

Item No.	Code No.	Part No.	Description
F-5-A			
1-4.	0306125	F-5-A	3/4" CP Spud Coupling Assembly
	0306132	F-5-A	1" CP Spud Coupling Assembly
	0306140	F-5-A	1-1/4" CP Spud Coupling Assembly
	0306146	F-5-A	1-1/2" CP Spud Coupling Assembly
1-3.	0306516	F-20-AW	3/4" Spud Coupling
	0306524	F-20-AU	1-1/4" Spud Coupling
	0306526	F-20-AT	1-1/2" Spud Coupling
2.	5306055	F-3	3/4" Friction Ring
	5306056	F-3	1" Friction Ring
	5306057	F-3	1-1/4" Friction Ring
	5306058	F-3	1-1/2" Friction Ring
3.	5306113	F-5	3/4" SJ Gasket
	5306115	F-5	1" SJ Gasket
	5322176	VPF-5	1-1/4" Gasket
	5322001	VPF-5	1-1/2" Gasket
4.	0306189	F-7	3/4" Spud Flange
	0306197	F-7	1" Spud Flange
	0306214	F-7	1-1/4" Spud Flange
	0306238	F-7	1-1/2" Spud Flange



Wall Flange For Tubing

Code No.	Part No.	Description
F-7 (2-3/4" O.D. X 5/8" Deep)		
0306204	F-7	1-1/4" Tube Flange
0306237	F-7	1-1/2" Tube Flange



Supply Flange For Iron Pipe

Code No.	Part No.	Description
F-7 (2-3/4" O.D.)		
0306191	F-7	3/4" IPS CP Supply Flange
0306196	F-7	1" IPS CP Supply Flange
0306205	F-7	1-1/4" IPS CP Supply Flange



F-7 (2-3/4" O.D. Flat)

0306167	F-7	1/2" IPS CP Supply Flange
0306188	F-7	3/4" IPS CP Supply Flange
0306201	F-7	1" IPS CP Supply Flange
0306209	F-7	1-1/4" IPS CP Supply Flange



F-45-A

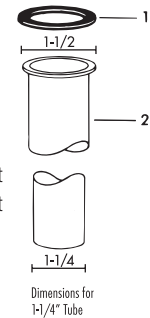
0396019	F-45-A	3/4" Heavy Supply Flange with Set Screw for IPS
0396020	F-45-A	1" Heavy Supply Flange with Set Screw for IPS



For additional flanges, see 4.9.1

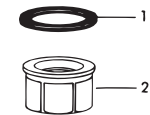
Outlets

Item No.	Code No.	Part No.	Description
F-1 (Flanged)			
1.	5319086	S-30	Gasket
2.	0306007	F-1	1-1/2" x 1-1/4" x 6" CP Flanged Outlet
	0306009	F-1	1-1/2" x 1-1/4" x 8" CP Flanged Outlet
	0306012	F-1	1-1/2" x 1-1/4" x 10" CP Flanged Outlet
	0306013	F-1	1-1/2" x 1-1/4" x 12" CP Flanged Outlet
	0306031	F-1	1-1/2" x 6" CP Flanged Outlet
	0306034	F-1	1-1/2" x 8" CP Flanged Outlet
	0306039	F-1	1-1/2" x 10" CP Flanged Outlet
	0306044	F-1	1-1/2" x 12" CP Flanged Outlet



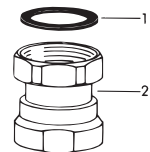
F-22

1.	5319086	S-30	Gasket
2.	0206159	F-22	1/2" IPS RB Female Outlet
	0206160	F-22	3/4" IPS RB Female Outlet
	0306569	F-22	1" IPS RB Female Outlet



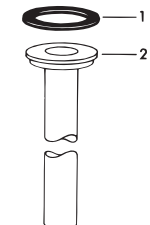
F-22-A

1-2.	0306574	F-22-A1-1/4" IPS RB Union Outlet Assembly	
	0306575	F-22-A1-1/4" IPS CP Union Outlet Assembly	
1.	5319086	S-30	Gasket



F-29-A

1.	5319086	S-30	Gasket
2.	0306767	F-29-A3/4" x 6" CP Outlet	
	0306769	F-29-A3/4" x 7-1/2" RB Outlet	
	0306773	F-29-A3/4" x 8-1/2" CP Outlet	
	0306791	F-29-A3/4" x 10-1/2" RB Outlet	



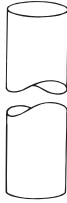
Note: 3-1/2" spud flange available in old style only.

The information contained in this document is subject to change without notice.

Flush Connections and Flanges

Outlets (continued)

Code No.	Part No.	Description
F-101		
0396060	F-101	3/4" x 4-1/2" CP Outlet
0396100	F-101	1-1/2" x 6" CP Outlet
0396113	F-101	1-1/2" x 9" CP Outlet
0396119	F-101	1-1/2" x 10-1/2" CP Outlet
0396127	F-101	1-1/2" x 13-1/2" CP Outlet
0396134	F-101	1-1/2" x 18-1/2" CP Outlet
0396142	F-101	1-1/2" x 21-1/2" CP Outlet
0396147	F-101	1-1/2" x 24-1/2" CP Outlet



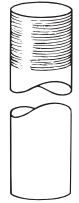
F-102 (Scored - Both Ends)

0396175	F-102	1-1/4" x 5" RB Outlet, 3-3/4" "L" Dimension
0396176	F-102	1-1/4" x 6" RB Outlet, 4-3/4" "L" Dimension
0396177	F-102	1-1/4" x 7" RB Outlet, 5-3/4" "L" Dimension
0396178	F-102	1-1/4" x 8" RB Outlet, 6-3/4" "L" Dimension
0396179	F-102	1-1/4" x 9" RB Outlet, 7-3/4" "L" Dimension
0396180	F-102	1-1/4" x 10" RB Outlet, 8-3/4" "L" Dimension
0396181	F-102	1-1/4" x 11" RB Outlet, 9-3/4" "L" Dimension
0396182	F-102	1-1/4" x 12" RB Outlet, 10-3/4" "L" Dimension
0396183	F-102	1-1/4" x 13" RB Outlet, 11-3/4" "L" Dimension
0396184	F-102	1-1/4" x 14" RB Outlet, 12-3/4" "L" Dimension
0396185	F-102	1-1/4" x 15" RB Outlet, 13-3/4" "L" Dimension
0396186	F-102	1-1/4" x 16" RB Outlet, 14-3/4" "L" Dimension
0396678	F-102	1-1/2" x 5" RB Outlet, 3-3/4" "L" Dimension
0396674	F-102	1-1/2" x 6" RB Outlet, 4-3/4" "L" Dimension
0396194	F-102	1-1/2" x 7" RB Outlet, 5-3/4" "L" Dimension
0396201	F-102	1-1/2" x 8" RB Outlet, 6-3/4" "L" Dimension
0396206	F-102	1-1/2" x 9" RB Outlet, 7-3/4" "L" Dimension
0396210	F-102	1-1/2" x 10" RB Outlet, 8-3/4" "L" Dimension
0396214	F-102	1-1/2" x 11" RB Outlet, 9-3/4" "L" Dimension
0396217	F-102	1-1/2" x 12" RB Outlet, 10-3/4" "L" Dimension
0396220	F-102	1-1/2" x 13" RB Outlet, 11-3/4" "L" Dimension
0396221	F-102	1-1/2" x 14" RB Outlet, 12-3/4" "L" Dimension
0396224	F-102	1-1/2" x 15" RB Outlet, 13-3/4" "L" Dimension
0396715	F-102	1-1/2" x 16" RB Outlet, 14-3/4" "L" Dimension



Outlets (continued)

Code No.	Part No.	Description
Special F-102 (Scored - One End)		
0396163	F-102	1-1/4" x 8" CP Outlet, 3-3/4" "L" Dimension
0396164	F-102	1-1/4" x 9" CP Outlet, 4-3/4" "L" Dimension
0396171	F-102	1-1/4" x 15" CP Outlet, 10-3/4" "L" Dimension
0396669	F-102	1-1/2" x 8" CP Outlet, 3-3/4" "L" Dimension
0396670	F-102	1-1/2" x 9" CP Outlet, 4-3/4" "L" Dimension
0396671	F-102	1-1/2" x 10" CP Outlet, 5-3/4" "L" Dimension
0396679	F-102	1-1/2" x 11" CP Outlet, 6-3/4" "L" Dimension
0396672	F-102	1-1/2" x 12" CP Outlet, 7-3/4" "L" Dimension
0396673	F-102	1-1/2" x 13" CP Outlet, 8-3/4" "L" Dimension
0396713	F-102	1-1/2" x 14" CP Outlet, 9-3/4" "L" Dimension
0396714	F-102	1-1/2" x 15" CP Outlet, 10-3/4" "L" Dimension
0396716	F-102	1-1/2" x 16" CP Outlet, 11-3/4" "L" Dimension



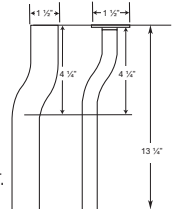
F-201

0396455	F-201	1-1/2" x 1-1/4" x 9" CP Outlet
0396456PK	F-201	1-1/2" x 1-1/4" x 11" CP Outlet
0396461	F-201	1-1/2" x 1-1/4" x 11" CP Outlet
0396464	F-201	1-1/2" x 1-1/4" x 21-1/2" CP Outlet
0396468PK	F-201	1-1/2" x 1-1/4" x 10" CP Outlet



Offset Outlet Tubes

0396202	F-66-A	3/4" x 1" Offset x 13-1/4"
0396203	F-67-A	3/4" x 1-1/2" Offset x 13-1/4"
0396204	F-68-A	3/4" x 2" Offset x 13-1/4"
0396530	F-188	1-1/2" x 1" Offset x 13-1/4"
0396532PK	F-189	1-1/2" x 1-1/2" Offset x 13-1/4"
0396534	F-190	1-1/2" x 2" Offset x 13-1/4"



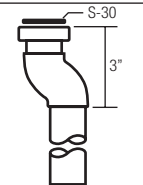
Designed for use with V-600-A or V-500-A "short" Vacuum Breaker. Each tube is 13-1/4" in length.

For 3/4" tubes, and "short" Vacuum Breaker, use F-2-A Coupling S-30 Gasket (Code No. **0306092**).

For 1-1/2" tubes, and "short" Vacuum Breaker, use F-2-A Coupling with Slip Gasket (Code No. **0306093**)

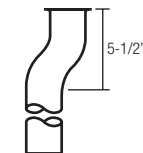
F-31-AA (For High Clearance Offset and Rigid Application)

0306919	F-31-AA	1-1/2" x 8-1/4" CP Flanged and Coupling Outlet ASM W/1" Offset
0306921	F-31-AA	1-1/2" x 8-1/4" CP Flanged and Coupling Outlet ASM W/2" Offset
0306922	F-31-AA	1-1/2" x 9-3/4" CP Flanged and Coupling Outlet ASM W/2" Offset



F-182 Flanged Outlet Tube w/Offset

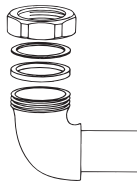
0396525	F-182	1-1/2" x 8" x 1-1/2" Offset
---------	-------	-----------------------------



Flush Connections and Flanges

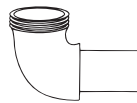
Elbows

Code No.	Part No.	Description
F-15-A		
0306341	F-15-A	3/4" CP SJ Wll with Tail 4-5/8" C to E
0306472	F-15-A	1-1/4" CP SJ Wll with Tail 4-5/8" C to E
0306340	F-15-A	3/4" RB SJ Ell & Tail F/ 3-3/4" L Dimension
0306344	F-15-A	3/4" RB SJ Ell & Tail F/ 5-3/4" L Dimension
0306350	F-15-A	3/4" RB SJ Ell & Tail F/ 6-3/4" L Dimension
0306355	F-15-A	3/4" RB SJ Ell & Tail F/ 7-3/4" L Dimension
0306358	F-15-A	3/4" RB SJ Ell & Tail F/ 8-3/4" L Dimension
0306362	F-15-A	3/4" RB SJ Ell & Tail F/ 9-3/4" L Dimension
0306366	F-15-A	3/4" RB SJ Ell & Tail F/ 10-3/4" L Dimension



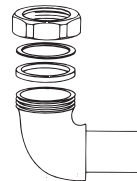
F-21-AA

0306555	F-21-AA	1-1/2" x 1-1/4" CP Ell with Tail 5 C to E
0306558	F-21-AA	1-1/2" x 1-1/4" CP Ell with Tail 8 C to E



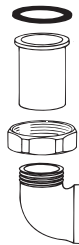
F-25-A

0306671	F-25-A	1-1/2" RB SJ Ell with Tail 4-3/4" C to E W/2" Score
0306678	F-25-A	1-1/2" RB SJ Ell with Tail 5-1/2" C to E
0306682	F-25-A	1-1/2" RB SJ Ell with Tail 8" C to E W/2" Score
0306683	F-25-A	1-1/2" RB SJ Ell with Tail 8" C to E W/4" Score
0306687	F-25-A	1-1/2" RB SJ Ell with Tail 9" C to E
0306688	F-25-A	1-1/2" RB SJ Ell with Tail 10" C to E W/3 Score
0306712	F-25-A	1-1/2" RB SJ Ell with Tail 14" C to E W/3 Score
0306737	F-25-A	1-1/2" RB SJ Ell with Tail 19" C to E W/3 Score
0306719	F-25-A	1-1/2" RB SJ Ell with Tail 21" C to E W/3 Score



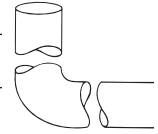
F-43-A

0396009	F-43-A	1" CP Outlet A7 Street Ell (Royal®)
0396010	F-43-A	1" CP Outlet A7 Street Ell (Crown®)



Tube Ends

Code No.	Part No.	Description
F-109		
0396265	F-109	1-1/4" x 5" x 8-1/2" CP Tube Bend
0396283	F-109	1-1/4" x 5" x 11-1/2" CP Tube Bend
0396288	F-109	1-1/4" x 5" x 13-1/2" CP Tube Bend
0396289	F-109	1-1/4" x 5" x 16" CP Tube Bend
0396290	F-109	1-1/4" x 5" x 21" CP Tube Bend
0396291	F-109	1-1/4" x 5" x 24" CP Tube Bend
0396293	F-109	1-1/2" x 5" x 8-1/2" CP Tube Bend
0396310	F-109	1-1/2" x 5" x 11-1/2" CP Tube Bend
0396316	F-109	1-1/2" x 5" x 13-1/2" CP Tube Bend
0396320	F-109	1-1/2" x 5" x 16" CP Tube Bend
0396322	F-109	1-1/2" x 5" x 21" CP Tube Bend
0396326	F-109	1-1/2" x 5" x 24" CP Tube Bend



Miscellaneous

V-75

0322013	V-75	Inlet Adaptor for old style Royal®
0322015	V-75	Inlet Adaptor for old style Crown®



Special V-79

0322021	Spl V-79	3/4" RB Inlet Adaptor
0322026	Spl V-79	1" RB Inlet Adaptor

