

CODE NUMBER

3122636

DESCRIPTION

1.0 gpf, Polished Chrome Finish, Fixture Connection Top Spud, Single Flush, 3/4" Control Stop, Crown® Exposed Manual Urinal Flushometer.


DETAILS


- Flush Volume: 1.0 gpf (3.8 Lpf)
- Finish: Polished Chrome (CP)
- Valve: Piston
- Valve Body Material: Semi-red Brass
- Fixture Type: Urinal
- Fixture Connection: Top Spud
- Rough-In Dimension: 11 1/2" (292mm)
- Spud Coupling: 3/4" (19mm)
- Supply Pipe: 3/4" (19mm)
- Control Stop: 3/4"

FEATURES

- Non-Hold-Open Handle, Fixed Metering Bypass and No External Volume Adjustment to Ensure Water Conservation
- Fixed Volume Piston with Filtered O-ring Bypass
- Sweat Solder Adapter with Cover Tube and Cast Set Screw Wall Flange
- Handle Packing, Main Seat, Stop Seat and Vacuum Breaker molded from PERMEX® Rubber Compound for Chloramine Resistance
- Aesthetically contoured Cover, Handle Socket and Flanges
- Aesthetic Cover and Handle Accent Rings supplied in contrasting Special Finish
- Valve designed to accept Low and Ultra-Low Consumption Pistons only to ensure Water Conservation
- ADA Compliant Metal Oscillating Non-Hold-Open Handle
- 3/4" I.P.S. Screwdriver Bak-Chek® Angle Stop with Vandal Resistant Stop Cap

VIDEOS

-  Crown Piston Flushometer Basics

**COMPLIANCES & CERTIFICATIONS**Made in the
USA

(ADA Compliant, BAA Compliant, BABAA Compliant, cUPC Certified, Made in the USA)

RECOMMENDED SPECIFICATION

Valve Body, Cover, Tailpiece and Control Stop shall be in conformance with ASTM Alloy Classification for Semi- Red Brass. Valve shall be in compliance with the applicable sections of ASSE 1037 and ANSI/ASME 112.19.2.

VALVE OPERATING PRESSURE (FLOWING)

15–80 PSI (103–552 kPa). Specific fixtures may require greater minimum flowing pressure - consult manufacturer requirements.

DOWNLOADS

- [Crown Piston Type Exposed Installation Instructions](#)
- [Control Stop Repair and Maintenance Guide](#)
- [Flush Connections Flanges Repair and Maintenance Guide](#)
- [Tail Piece Repair and Maintenance Guide](#)
- [Crown/Crown II Repair and Maintenance Guide](#)
- [Crown Piston Assembly Repair Kit](#)
- [Flushometer Pressure gauges](#)
- [Additional Downloads](#)

NOTES

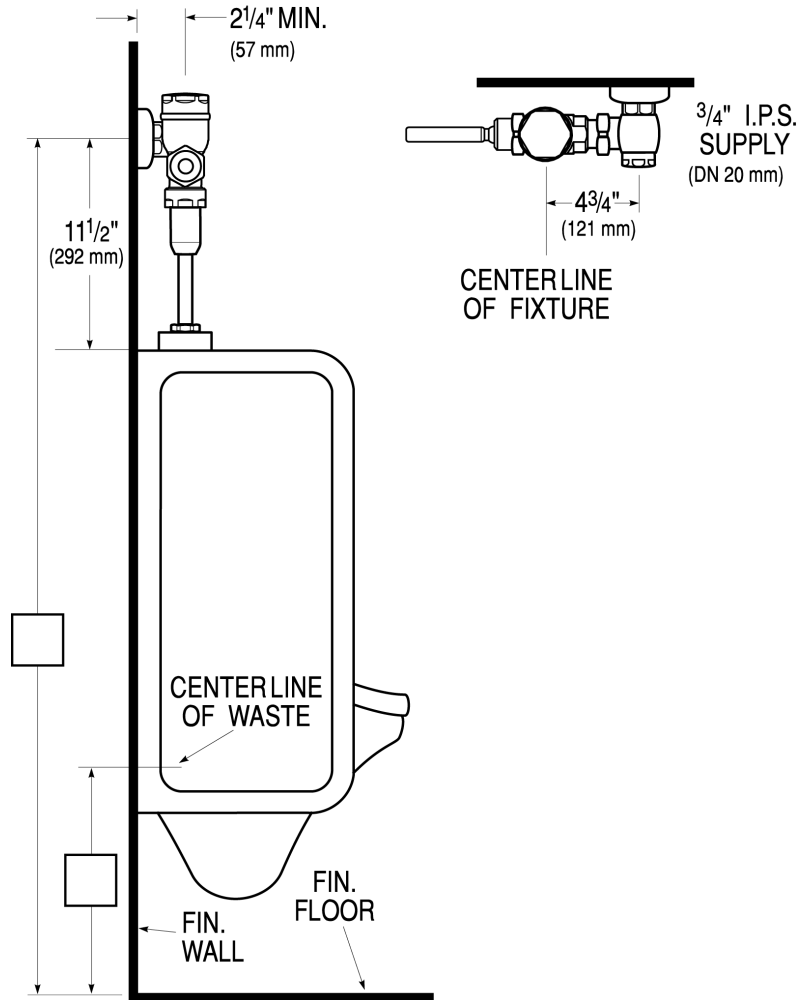
All information contained within this document subject to change without notice.

Looking for other variations of the CROWN 186 product? [View the general spec sheet with all options.](#)

WARRANTY

[View Warranty Information](#)

ROUGH-IN



Sloan 10500 Seymour Ave, Franklin Park, IL 60131
Phone: 800.982.5839 • Fax: 800.447.8329 • sloan.com