

**CODE NUMBER**

3250298

**DESCRIPTION**

1.28 gpf, Angle Stop Bumper, Polished Chrome Finish, Fixture Connection Top Spud, Single Flush, Battery, G2 Exposed Sensor Water Closet Flushometer.

**DETAILS**


- Flush Volume: 1.28 gpf (4.8 Lpf)
- Finish: Polished Chrome (CP)
- Power Type: Battery
- Valve: Diaphragm
- Valve Body Material: Semi-red Brass
- Fixture Type: Water Closet
- Fixture Connection: Top Spud
- Rough-In Dimension: 11 ½" (292mm)
- Spud Coupling: 1 ½" (38mm)
- Supply Pipe: 1" (25mm)
- Bumper: Angle Stop (YO)

**FEATURES**

- Sweat Solder Adapter with Cover Tube and Cast Set Screw Wall Flange
  - Handle Packing, Main Seat, Stop Seat and Vacuum Breaker Molded from PERMEX® Rubber Compound for Chloramine resistance
  - User friendly three (3) second Flush Delay
  - "Low Battery" Flashing LED
  - Infrared Sensor with Multiple-focused, Lobular Sensing Fields for high and low target detection
  - Fixed Metering Bypass and No External Volume Adjustment to Ensure Water Conservation
  - Flex Tube Diaphragm designed for improved life and reduced maintenance
  - Engineered Metal Cover with replaceable Lens Window
  - Four (4) Size AA batteries included
  - Courtesy Flush® Override Button
  - 1" I.P.S. Screwdriver Bak-Chek® Angle Stop with Free Spinning Vandal Resistant Stop Cap
- PERMEX® Synthetic Rubber Diaphragm with Dual Filtered Fixed Bypass

**VIDEOS**

- ▶ PVD Special Finishes

**COMPLIANCES & CERTIFICATIONS**

(ADA Compliant, BAA Compliant, BABAA Compliant, BREEAM Water Credit, cUPC Certified, cUPC Green Certified, Green Globes Water Credit, LEED V4 Water Efficiency Credit, Satisfies LEED Credits, WaterSense Listed)

**RECOMMENDED SPECIFICATION**

Valve Body, Cover, Tailpiece and Control Stop shall be in conformance with ASTM Alloy Classification for Semi- Red Brass. Valve shall be in compliance with the applicable sections of ASSE 1037 and ANSI/ASME 112.19.2.

**BATTERY SPECIFICATIONS**

Usage	4- AA Battery Service* Life			
	14.5 yrs	12 yrs	7.2 yrs	6 yrs
per month	500	1,000	3,000	4,000
per day	25	50	150	200

\* Service life varies according to actual usage & restroom conditions

Battery shelf life: Alkaline= ~10 years - Lithium= ~25 years

**VALVE OPERATING PRESSURE (FLOWING)**

15–80 PSI (103–552 kPa). Specific fixtures may require greater minimum flowing pressure - consult manufacturer requirements.

**DOWNLOADS**

- [G2 and ECOS Single Flush Optima Plus Valve Installation Instructions](#)
- [G2 Repair and Maintenance Guide](#)
- [Control Stop Repair and Maintenance Guide](#)
- [Flush Connections Flanges Repair and Maintenance Guide](#)
- [Tail Piece Repair and Maintenance Guide](#)

Sloan 10500 Seymour Ave, Franklin Park, IL 60131

Phone: 800.982.5839 • Fax: 800.447.8329 • [sloan.com](http://sloan.com)

- [Sloan Optima Plus Flushometers Repair and Maintenance Guide](#)
- [Additional Downloads](#)

#### NOTES

All information contained within this document subject to change without notice.

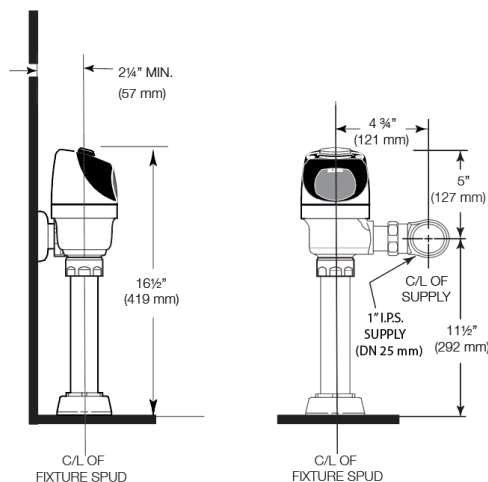
Looking for other variations of the G2 8111 product? [View the general spec sheet with all options.](#)

WaterSense compliant when used with a WaterSense compliant fixture

#### WARRANTY

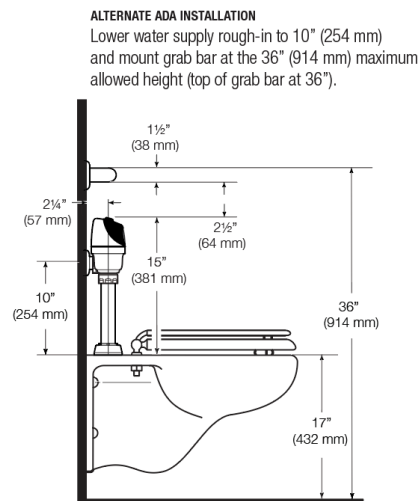
[View Warranty Information](#)

#### ROUGH-IN



#### WHEN INSTALLING IN A HANDICAP STALL:

Per the ADA Guidelines (section 604.9.4) it is recommended that the grab bars be split or shifted to the wide side of the stall. If grab bars must be present over the valve, use the alternate ADA installation as shown to the right.



#### ALTERNATE ADA INSTALLATION

Lower water supply rough-in to 10" (254 mm) and mount grab bar at the 36" (914 mm) maximum allowed height (top of grab bar at 36").

Sloan 10500 Seymour Ave, Franklin Park, IL 60131

Phone: 800.982.5839 • Fax: 800.447.8329 • [sloan.com](http://sloan.com)