

**CODE NUMBER**

32503026

**DESCRIPTION**


1.28 gpf, Dual-Filtered Fixed Bypass Diaphragm, Polished Brass Finish, 1.5" Flush Connection, Fixture Connection Top Spud, Single Flush, Electrical Override, Battery, G2 Exposed Sensor Water Closet Flushometer.

**DETAILS**

- Flush Volume: 1.28 gpf (4.8 Lpf)
- Finish: Polished Brass (PB)
- Power Type: Battery
- Valve: Diaphragm
- Bypass: Dual-Filtered Fixed Bypass Diaphragm
- Valve Body Material: Semi-red Brass
- Fixture Type: Water Closet
- Fixture Connection: Top Spud
- Rough-In Dimension: 11 ½" (292mm)
- Spud Coupling: 1 ½" (38mm)
- Supply Pipe: 1" (25mm)
- Override: Electrical
- Flush Connection: 1.5"

**FEATURES**

- Wireless connected device for real time diagnostic and adjustable product settings
- Sloan Connect App® readily available for smart phone and tablet devices
- User friendly three (3) second Flush Delay
- "Low Battery" Flashing LED
- Sweat solder adapter with cover tube and cast wall flange with set screw
- Four (4) Size AA Battery Power Source
- Operates by means of an infrared sensor with multiple-focused, lobular sensing fields for high and low target detection
- Fixed Metering Bypass and No External Volume Adjustment to Ensure Water Conservation
- Flex Tube Diaphragm designed for improved life and reduced maintenance
- Engineered Metal Cover with replaceable Lens Window
- PERMEX® Synthetic Rubber Diaphragm with Dual-Filtered Fixed Bypass
- Courtesy Flush® Override Button
- High copper, low zinc brass castings for dezincification resistance
- Valve body, Cover, Tailpiece and Control Stop shall be in compliance with ASTM Alloy Classification for Semi-Red Brass
- Valve shall be in compliance to the applicable sections of ASSE 1037


**COMPLIANCES & CERTIFICATIONS**


(ADA Compliant, BAA Compliant, BABAA Compliant, cUPC Green Certified, LEED V4 Water Efficiency Credit, Satisfies LEED Credits, UPC Certified, WaterSense Listed)

**RECOMMENDED SPECIFICATION**

Valve Body, Cover, Tailpiece and Control Stop shall be in conformance with ASTM Alloy Classification for Semi- Red Brass. Valve shall be in compliance with the applicable sections of ASSE 1037 and ANSI/ASME 112.19.2.

**BATTERY SPECIFICATIONS**

Usage	4- AA Battery Service* Life			
	15.2 yrs	13 yrs	8.3 yrs	7 yrs
per month	500	1,000	3,000	4,000
per day	25	50	150	200

\* Service life varies according to actual usage & restroom conditions

Battery shelf life: Alkaline= ~10 years - Lithium= ~25 years

**ELECTRICAL SPECIFICATIONS**

- Arming Delay: 16 seconds

**VALVE OPERATING PRESSURE (FLOWING)**

15–80 PSI (103–552 kPa). Specific fixtures may require greater minimum flowing pressure - consult manufacturer requirements.

**DOWNLOADS**

- [G2 and ECOS Single Flush Optima Plus Valve Installation Instructions](#)
- [G2 Repair and Maintenance Guide](#)
- [Additional Downloads](#)

**NOTES**

All information contained within this document subject to

**Sloan 10500 Seymour Ave, Franklin Park, IL 60131**

Phone: 800.982.5839 • Fax: 800.447.8329 • [sloan.com](http://sloan.com)

change without notice.

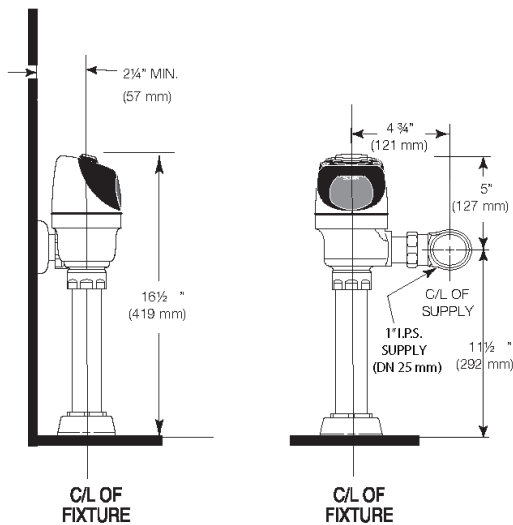
Looking for other variations of the G2 8111 BT product? [View the general spec sheet with all options.](#)

WaterSense compliant when used with a WaterSense compliant fixture

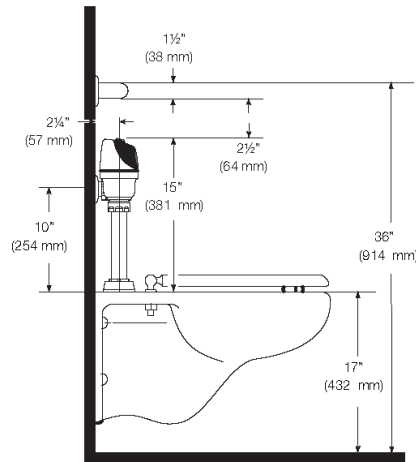
#### **WARRANTY**

[View Warranty Information](#)

#### **ROUGH-IN**



**When installing the Flushometer in an ADA compliant stall:**  
Per ADA Guidelines (section 604.9.4) it is recommended that the grab bars be split or shifted to the wide side of the stall.



#### **Alternative installation:**

Lower water supply rough-in to 10" (254 mm), or use an offset adapter (not supplied) to lower the overall height. The H-1018-A 1" NPT x 1-1/2" offset adapter kit (sold separately) is designed to lower a flushometer 1-1/2" when the space above the top of the flushometer conflicts with grab bar clearance. Mount the grab bar at the 36" (914 mm) maximum allowed height (top of grab bar at 36").