

## CODE NUMBER

3315331BT

## DESCRIPTION

Bluetooth, 4" Trim Plate, Battery Power Supply, Below Deck Manual Mixing Valve, Polished Chrome Finish, 0.35 gpm, Multi-Laminar Spray, Infrared Sensor, Optima® Battery or Turbine-Powered Deck-Mounted Low Body Faucet.

## DETAILS

- Flow Rate: 0.35 gpm (1.3 Lpm) (0.35GPM)
- Spray Type: Multi-Laminar (MLM)
- Sensor Type: Infrared
- Mounting Type: Single Hole
- Mounting Size: Single Hole 1-1/4" to 1-1/2"
- Trim Plate: 4" (102mm) (4)
- Power Supply: Battery (BAT)
- Temperature Mixer: Below Deck Manual Mixing Valve (BDM)
- Finish: Polished Chrome (CP)
- Factory Default Timeout: 30 seconds
- Factory Default Gallons per Cycle: 0.175

## FEATURES

ADA Compliant, Water Usage and Battery Strength Reporting, Wireless Settings Adjustment, Commercial Grade Faucet, Integrated Water Shut-off, Hygienic Line Flush, On-demand or Metered Activation, Self-adapting Sensor, Cast Brass Spout, Quick Connect Fittings

## ELECTRICAL SPECIFICATIONS

- Battery Life: 3 years 8,000 cycles/month
  - Optional power harvesting significantly extends service life
- Sensor Range: 4" - 5" (102 - 127mm)
- Timeout Adjustment Settings: 30s

## POWER SUPPLY OPTIONS

- 6VDC Plug Adapter (sold separately), 0362006\*
- 6VDC Ganged Adapter Kit (up to 6 units)(sold separately), 0362035\*
- 24VAC Box Transformer (up to 3 units)(sold separately), 0345370PK\*
- Optional Turbine Energy Harvesting

\* when converting units to hardwired with battery back-up

## VIDEOS

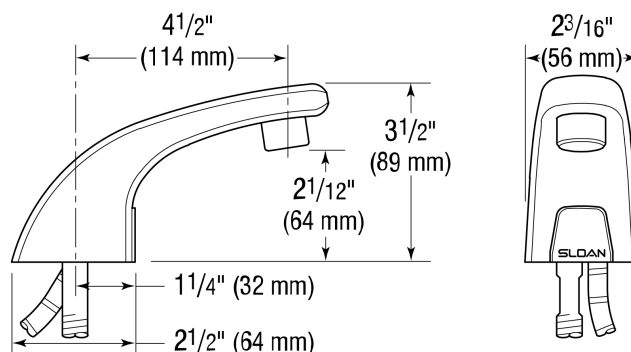
- ▶ Sloan Connect App®
- ▶ Sloan Optima Below Deck Faucet

## DOWNLOADS

- [Optima Smart Faucet Below Deck Installation Instructions](#)
- [Faucet Spray Heads Repair and Maintenance Guide](#)
- [ETF-610/EBF-615 Below Deck Repair and Maintenance Guide](#)
- [Trim Plate Guide](#)



Variation not shown: 4" Trim Plate



## COMPLIANCES & CERTIFICATIONS



(ADA Compliant, ASME A112.18.1 Compliant, CalGreen Compliant, CEC Compliant, cUPC Certified, cUPC Low Lead Compliant, EPD, HPD, IAPMO, LEED V4 Water Efficiency Credit, NSF-61, NYC604.4, Proposition 65, Satisfies LEED Credits, TAS, UPC Certified, UPC Low Lead Compliant, WaterSense Listed, WELL Building Standard)

## RECOMMENDED SPECIFICATION

Faucet shall include cast brass body, quick-connect fittings, twist-off/shut-off solenoid assembly, removable battery cartridge, flexible power supply and allow adjustment of settings wirelessly via Apple or Android smartphones.

## NOTES

All information contained within this document subject to change without notice.

Looking for other variations of the EBF-615 product? [View the](#)

Sloan 10500 Seymour Ave, Franklin Park, IL 60131

Phone: 800.982.5839 • Fax: 800.447.8329 • [sloan.com](http://sloan.com)

- [Additional Downloads](#)

[general spec sheet with all options.](#)

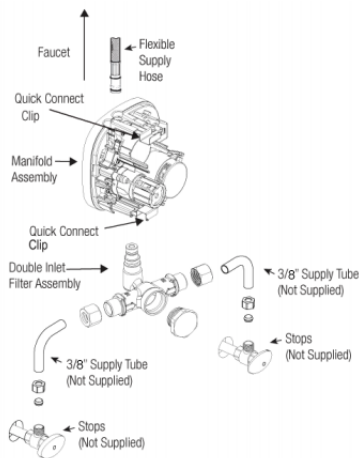
[Find a matching soap dispenser](#) for this faucet.

[Find a compatible sink](#) for this faucet.

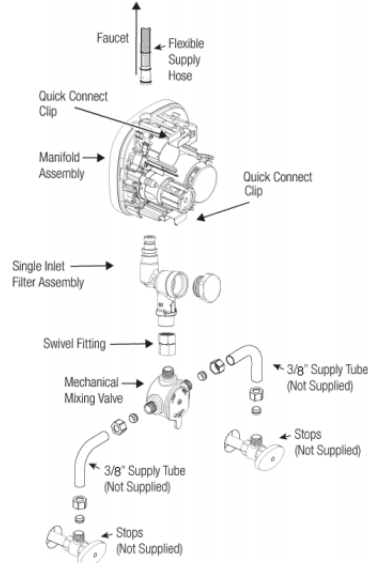
#### **WARRANTY**

[View Warranty Information](#)

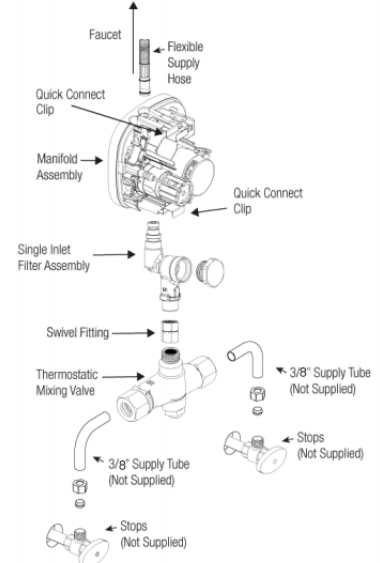
**ROUGH-IN**



**Double Inlet Filter Fitting**



**Single Inlet Filter Fitting Kit with Below Deck Manual Mixing Valve (BDM)**



**Single Inlet Filter Fitting Kit with Below Deck Thermostatic Mixing Valve (BDT)**