

## CODE NUMBER

3335130

## DESCRIPTION

Bluetooth Adapter, Plug Adapter Power Supply, Integrated Side Mixer, Polished Chrome Finish, 1.0 gpm, Aerated Spray, Infrared Sensor, Optima® Hardwired-Powered Deck-Mounted Mid Body Faucet.

## DETAILS

- Flow Rate: 1.0 gpm (3.8 Lpm) (1.0GPM)
- Spray Type: Aerated (AER)
- Sensor Type: Infrared
- Mounting Type: Single Hole
- Power Supply: Plug Adapter (PLG)
- Temperature Mixer: Integrated Side Mixer (ISM)
- Finish: Polished Chrome (CP)
- Factory Default Timeout: 30 seconds
- Factory Default Gallons per Cycle: 0.5

## FEATURES

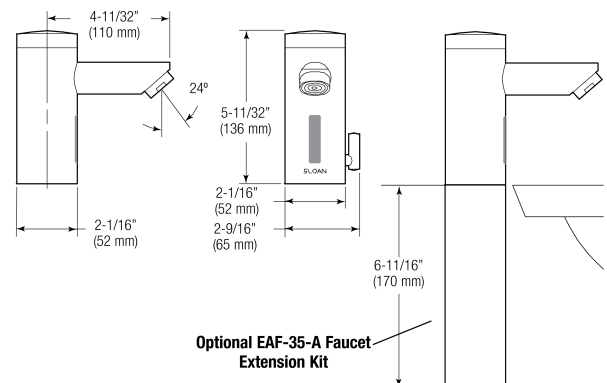
Commercial Grade, ADA Compliant, Electronic, Sensor-Activated, Cast Brass Hand Washing Faucet with the following features:

- Standby mode (option) permits light ring to remain illuminated with dim white light
- Soft-off function of indicator light. Light is turned off softly after the water flow stops
- Hot adjustable water limit set point
- Modular One-piece Construction with all Concealed Components above deck
- Double Infrared Sensors with Automatic Setting Feature and Microprocessor
- Magnetic Solenoid Valve
- Water temperature revealed by Illuminated Temperature Indication Ring
- Water temperature can be user adjusted
- Security-off after 1 minute of continuous water flow (vandal-resistant construction)
- Water Supply Connection with Flexible High-pressure Hose and Strainer
- Appropriate Mounting Hardware included
- IQ-Click feature permits activation of continuous run and temporary off modes

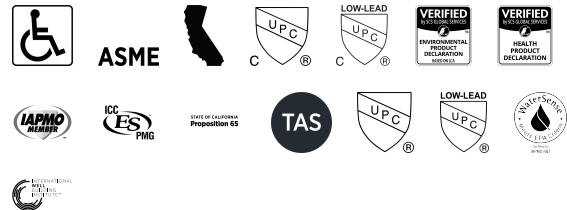
## ELECTRICAL SPECIFICATIONS

- Sensor Range: 4" - 5" (102 - 127mm)
- Timeout Adjustment Settings: 30s

## VIDEOS



## COMPLIANCES & CERTIFICATIONS



(ADA Compliant, ASME A112.18.1 Compliant, CEC Compliant, cUPC Certified, cUPC Low Lead Compliant, EPD, HPD, IAPMO, NSF-61, Proposition 65, TAS, UPC Certified, UPC Low Lead Compliant, WaterSense Listed, WELL Building Standard)

## NOTES

All information contained within this document subject to change without notice.

Looking for other variations of the EAF-225 product? [View the general spec sheet with all options.](#)

[Find a matching soap dispenser](#) for this faucet.

[Find a compatible sink](#) for this faucet.

## WARRANTY

[View Warranty Information](#)

**Sloan 10500 Seymour Ave, Franklin Park, IL 60131**

Phone: 800.982.5839 • Fax: 800.447.8329 • [sloan.com](http://sloan.com)

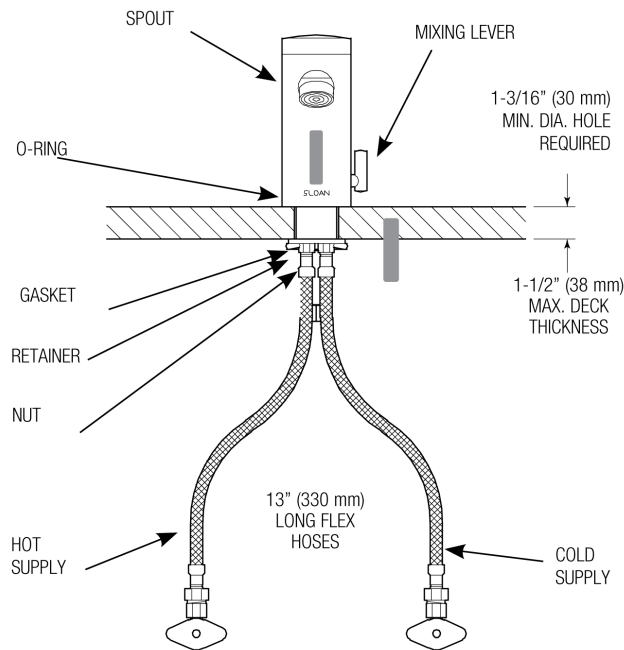


**DOWNLOADS**

- [EAF 200/225/250/275 Installation Instructions](#)
- [EAF 200/225/250/275 \(SP\) Installation Instructions](#)
- [Faucet Spray Heads Repair and Maintenance Guide](#)
- [Optima Plus EAF 225 Repair and Maintenance Guide](#)
- [Trim Plate Guide](#)
- [Additional Downloads](#)

**ROUGH-IN**

**EAF-225-ISM, EAF-225-ISM-IC AND  
 EAF-225-ISM-DPU-IC  
 Faucets with Hot and Cold Water Supply**



When the EAF faucet is installed on a sink that has three (3) hole punchings, a Trim Plate should be used. Trim Plates must be specified and ordered separately:

**ETF-312-A**

Trim Plate for 4" (102 mm) Centerset Sink

**ETF-510-A**

Trim Plate for 8" (204 mm) Centerset Sink