

## CODE NUMBER

3335144

## DESCRIPTION

Battery Power Supply, Integrated Side Mixer, Polished Chrome Finish, 0.5 gpm, Aerated Spray, Infrared Sensor, Optima® Battery-Powered Deck-Mounted Mid Body Faucet.

## DETAILS

- Flow Rate: 0.5 gpm (1.9 Lpm) (0.5GPM)
- Spray Type: Aerated (AER)
- Sensor Type: Infrared
- Mounting Type: Single Hole
- Power Supply: Battery (BAT)
- Temperature Mixer: Integrated Side Mixer (ISM)
- Finish: Polished Chrome (CP)
- Factory Default Timeout: 30 seconds
- Factory Default Gallons per Cycle: 0.25

## FEATURES

Commercial Grade, ADA Compliant, Electronic, Sensor-Activated, Cast Brass Hand Washing Faucet with the following features:

- Double Infrared Sensors with Automatic Setting Feature and Microprocessor
- Automatic Self-adapting Sensor Technology
- Low Battery Indicator
- Magnetic Solenoid Valve
- Water Supply Connection with Flexible High-pressure Hose and Strainer
- 8 volt Lithium CR-P2 Commercial Battery included
- Appropriate Mounting Hardware included
- IQ-Click feature permits activation of continuous run and temporary off modes
- Less Logo

## ELECTRICAL SPECIFICATIONS

- Battery Life: 3 years 8,000 cycles/month
  - Optional power harvesting significantly extends service life
- Sensor Range: 4" - 5" (102-127mm)
- Timeout Adjustment Settings: 30s

## VIDEOS

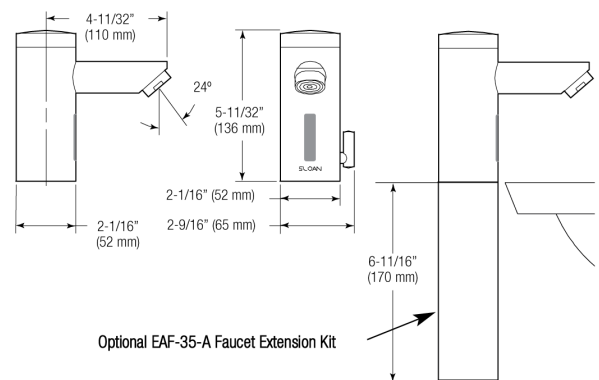
- PVD Special Finishes

## DOWNLOADS

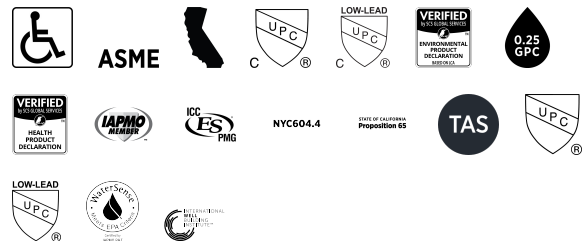
- [EAF 200/225/250/275 Installation Instructions](#)
- [EAF 200/225/250/275 \(SP\) Installation Instructions](#)
- [Faucet Spray Heads Repair and Maintenance Guide](#)
- [Optima Plus EAF 250 Repair and Maintenance Guide](#)
- [Trim Plate Guide](#)
- [Additional Downloads](#)



Variations not shown: Less Logo and Integrated Side Mixer



## COMPLIANCES & CERTIFICATIONS



(ADA Compliant, ASME A112.18.1 Compliant, CEC Compliant, cUPC Certified, cUPC Low Lead Compliant, EPD, GPC 0.25 or less, HPD, IAPMO, NSF-61, NYC604.4, Proposition 65, TAS, UPC Certified, UPC Low Lead Compliant, WaterSense Listed, WELL Building Standard)

## NOTES

All information contained within this document subject to change without notice.

Looking for other variations of the EAF-250 product? [View the general spec sheet with all options.](#)

[Find a matching soap dispenser](#) for this faucet.

[Find a compatible sink](#) for this faucet.

Sloan 10500 Seymour Ave, Franklin Park, IL 60131

Phone: 800.982.5839 • Fax: 800.447.8329 • [sloan.com](http://sloan.com)



**OPTIMA® SENSOR FAUCET**  
**EAF-250-BAT-ISM-CP-0.5GPM-AER-IQ-LL-FCT**  
(General Model Name: EAF250-ISM CP BATTERY FAUCET (IQ) LL)

---

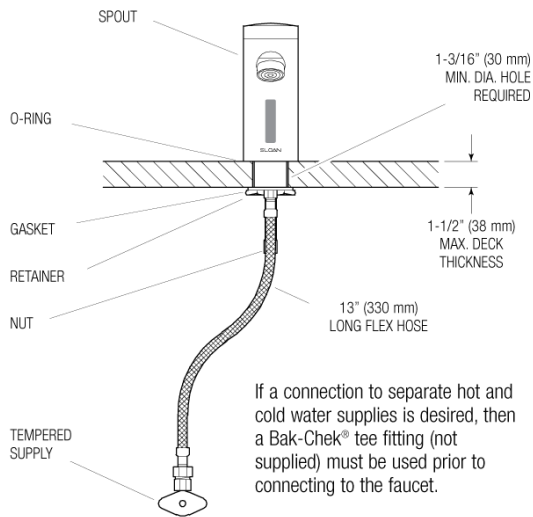
**WARRANTY**

[View Warranty Information](#)

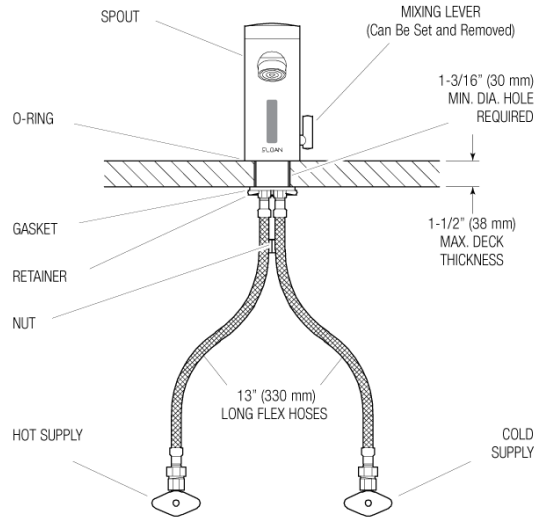
**Sloan 10500 Seymour Ave, Franklin Park, IL 60131**  
Phone: 800.982.5839 • Fax: 800.447.8329 • [sloan.com](http://sloan.com)

**ROUGH-IN**

**EAF-250**  
 Faucets with Single Line Water Supply



**EAF-250-ISM, EAF-250-ISM-IC AND  
 EAF-250-ISM-DPU-IC**  
 Faucets with Hot and Cold Water Supply



When the EAF faucet is installed on a sink that has three (3) hole punchings, a Trim Plate should be used. **Trim Plates must be specified and ordered separately:**

**ETF-312-A**  
 Trim Plate for 4" (102 mm)  
 Centerset Sink

**ETF-510-A**  
 Trim Plate for 8" (204 mm)  
 Centerset Sink