

## CODE NUMBER

3335183

## DESCRIPTION

Battery Power Supply, Integrated Thermostatic Mixer, Polished Chrome Finish, 0.35 gpm, Multi-Laminar Spray, Infrared Sensor, Optima® Battery-Powered Deck-Mounted Mid Body Faucet.

## DETAILS

- Flow Rate: 0.35 gpm (1.3 Lpm) (0.35GPM)
- Spray Type: Multi-Laminar (MLM)
- Sensor Type: Infrared
- Mounting Type: Single Hole
- Power Supply: Battery (BAT)
- Temperature Mixer: Integrated Thermostatic Mixer (ITM)
- Finish: Polished Chrome (CP)
- Factory Default Timeout: 30 seconds
- Factory Default Gallons per Cycle: 0.25

## FEATURES

Commercial Grade, ADA Compliant, Electronic, Sensor-Activated, Cast Brass Hand Washing Faucet with the following features:

- Double Infrared Sensors with Automatic Setting Feature and Microprocessor
- Automatic Self-adapting Sensor Technology
- Low Battery Indicator
- Magnetic Solenoid Valve
- Water Supply Connection with Flexible High-pressure Hose and Strainer
- 6 volt Lithium CR-P2 Commercial Battery included
- Integrated, in spout thermostatic mixing valve that meets ASSE-1070 rating for anti-scald performance
- Appropriate Mounting Hardware included
- IQ-Click feature permits activation of continuous run and temporary off modes

## ELECTRICAL SPECIFICATIONS

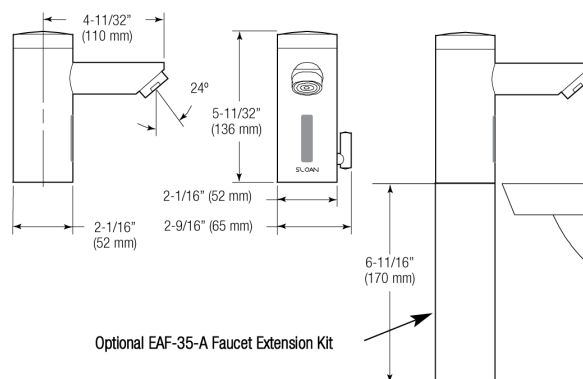
- Battery Life: 3 years 8,000 cycles/month
  - Optional power harvesting significantly extends service life
- Sensor Range: 4" - 5" (102 - 127mm)
- Timeout Adjustment Settings: 30s

## VIDEOS

- ▶ PVD Special Finishes

## DOWNLOADS

- [EAF 200/225/250/275 Installation Instructions](#)
- [EAF 200/225/250/275 \(SP\) Installation Instructions](#)
- [Faucet Spray Heads Repair and Maintenance Guide](#)
- [Optima Plus EAF 250 Repair and Maintenance Guide](#)
- [Trim Plate Guide](#)
- [Additional Downloads](#)



## COMPLIANCES & CERTIFICATIONS



(ADA Compliant, ASME A112.18.1 Compliant, ASSE 1070, CEC Compliant, cUPC Certified, cUPC Low Lead Compliant, EPD, Green Globes Water Credit, HPD, IAPMO, LEED V4 Water Efficiency Credit, NSF-61, NYC604.4, Proposition 65, Satisfies LEED Credits, TAS, UPC Certified, UPC Low Lead Compliant, WaterSense Listed, WELL Building Standard)

## NOTES

All information contained within this document subject to change without notice.

Looking for other variations of the EAF-250 product? [View the general spec sheet with all options.](#)

[Find a matching soap dispenser](#) for this faucet.

[Find a compatible sink](#) for this faucet.

Sloan 10500 Seymour Ave, Franklin Park, IL 60131

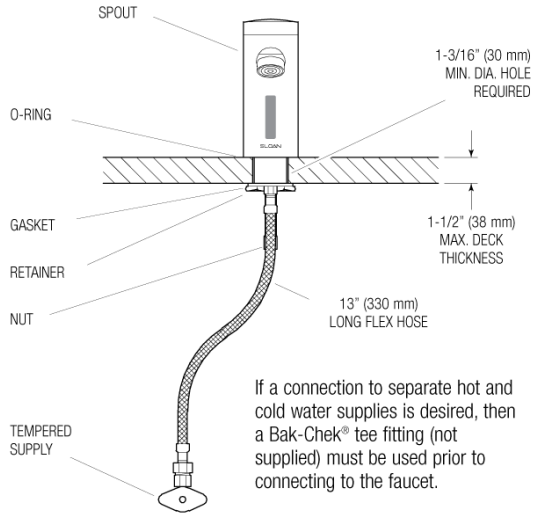
Phone: 800.982.5839 • Fax: 800.447.8329 • [sloan.com](http://sloan.com)

**WARRANTY**

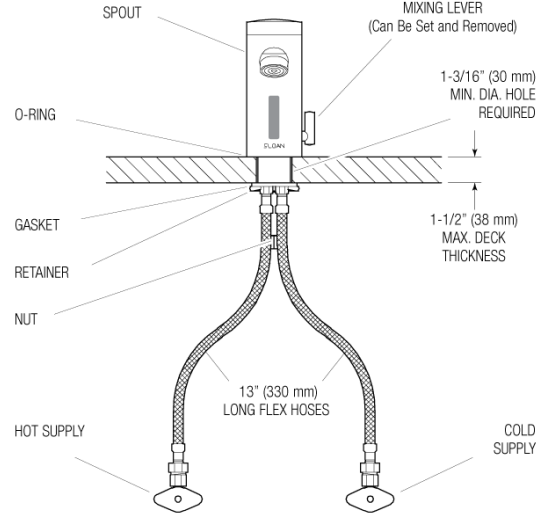
[View Warranty Information](#)

**ROUGH-IN**

**EAF-250**  
Faucets with Single Line Water Supply



**EAF-250-ISM, EAF-250-ISM-IC AND  
EAF-250-ISM-DPU-IC**  
Faucets with Hot and Cold Water Supply



When the EAF faucet is installed on a sink that has three (3) hole punchings, a Trim Plate should be used. **Trim Plates must be specified and ordered separately:**

**ETF-312-A**  
Trim Plate for 4" (102 mm)  
Centerset Sink

**ETF-510-A**  
Trim Plate for 8" (204 mm)  
Centerset Sink