

**CODE NUMBER**

3346091

**DESCRIPTION**

Polished Chrome Finish, Sloan® Deck-Mounted Foam Soap Dispenser.

**DETAILS**

- Finish: Polished Chrome (CP)
- Power Type: Battery
- Height: 157/1000" (4mm)
- Width: 79/1000" (2mm)
- Depth: 41/200" (5mm)
- Sensor Type: IR

**FEATURES**

Sensor Activated, Electronic, Chrome Plated Die Cast Body, Hand Washing Foam Soap Dispenser with the following features:

- Modular one-piece construction easily attaches to deck surface
- All electronics in spout are sealed
- Designed for drip free foam dispensing operation
- Motor Assembly suspended under counter connected to soap dispenser spout
- Motor Assembly rotates 360 degrees for easy installation
- Battery life of 45,000 activations
- 1,500 dispenses per foam soap bottle
- Ships with 2 bottles of non-scented, non-colored foam soap (1500ml per bottle)
- Additional foam soap can be purchased through Sloan (ESD-321) or GOJO distribution (8565-02-N6300GN)
- Ships with battery pack (4 "D" Alkaline batteries included)
- Sensor range - nominal 5"
- GFI outlet suggested per code
- 120V/15 Amp
- Optional AC adaptor can be purchased separately (part number 0346090)
- Select the ESD-601 to combine ESD-600 soap dispenser, 2 bottles of soap and the EBF-615-4 faucet

**SOAP REFILLS**

- ESD-321 (1500mL)

**COMPLIANCES & CERTIFICATIONS**

(ADA Compliant)

**RECOMMENDED SPECIFICATION**

Sloan Foam Soap Dispenser model number ESD-600. Chrome Plated Dispenser. Supplied with 2 bottles of 1500ml soap.

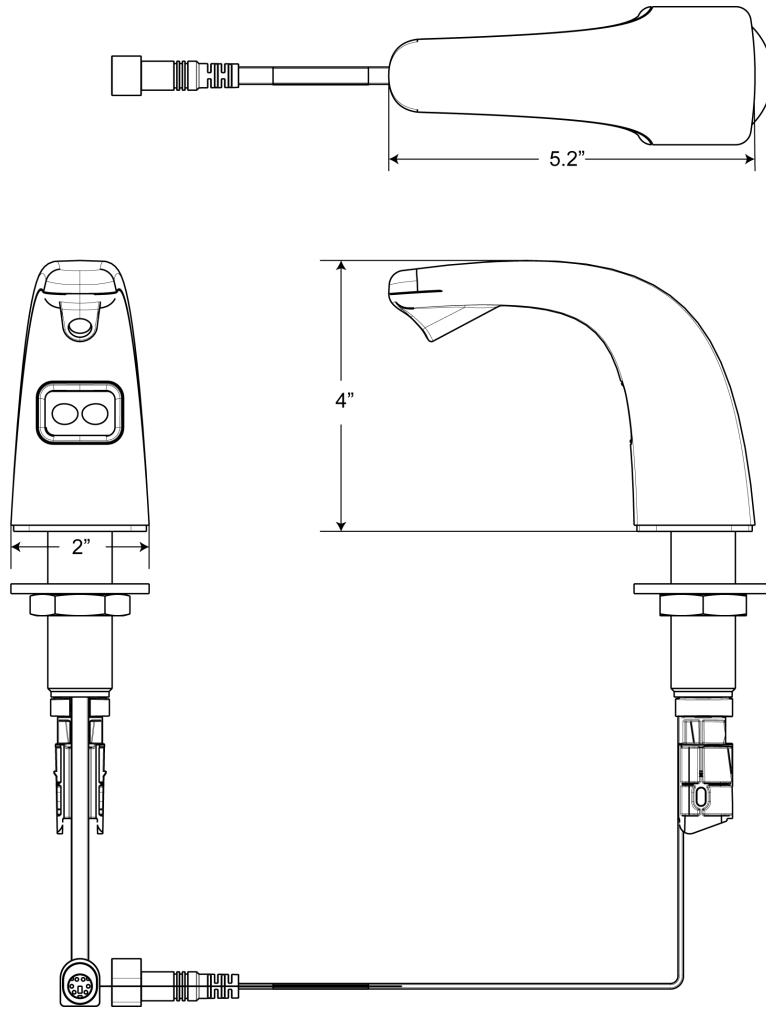
**DOWNLOADS**

- [ESD Series Installation Instructions](#)
- [ESD-500/600/700/800/1500/2000/2100 Repair and Maintenance Guide](#)
- [Additional Downloads](#)

**NOTES**





All information contained within this document subject to change without notice.

**ROUGH-IN**



**Sloan 10500 Seymour Ave, Franklin Park, IL 60131**  
Phone: 800.982.5839 • Fax: 800.447.8329 • [sloan.com](http://sloan.com)

**MATCHING FAUCETS**

Name	Description	
	EAF-350 Optima <sup>®</sup> Battery-Powered Deck-Mounted Mid Body Faucet	<a href="#">View more info</a>
	EBF-615 Optima <sup>®</sup> Battery-Powered Deck-Mounted Low Body Faucet	<a href="#">View more info</a>
	EBF-625 Optima <sup>®</sup> Battery-Powered Deck-Mounted Low Body BAA Compliant Faucet	<a href="#">View more info</a>
	EBF-650 Optima <sup>®</sup> Battery-Powered Deck-Mounted Low Integrated Base Body Faucet	<a href="#">View more info</a>