

CODE NUMBER

3365333

DESCRIPTION

8" Trim Plate, Box Transformer Power Supply, Back-Check Tee, Polished Chrome Finish, 0.5 gpm, Multi-Laminar Spray, Infrared Sensor, Optima® Hardwired-Powered Deck-Mounted Low Integrated Base Body.

DETAILS

- Flow Rate: 0.5 gpm (1.9 Lpm) (0.5GPM)
- Spray Type: Multi-Laminar (MLM)
- Sensor Type: Infrared
- Mounting Type: 4" Centerset
- Mounting Size: 4" Centerset, (3-hole) 1-1/4" to 1-1/2"
- Trim Plate: 8" (203mm) (8)
- Power Supply: Box Transformer (BOX)
- Temperature Mixer: Back-Check Tee (TEE)
- Finish: Polished Chrome (CP)
- Factory Default Timeout: 30 seconds
- Factory Default Gallons per Cycle: 0.25

FEATURES

Commercial Grade, ADA Compliant, Electronic, Sensor-Activated, Cast Brass 4 Centerset Hand Washing Faucet with the following features:

- Splash-proof Circuit Control Module
- Sensor Range Adjustment Screw
- Troubleshooting LED Indicator Lights
- User Friendly Variable Time Out Settings
- Filtered Solenoid Valve with serviceable Strainer Filter
- Vandal Resistant Spray Head with Pressure Compensating Flow Control
- Metal Jacketed Wire Protection for Sensor and Solenoid Leads
- Modular Quick-Release Sensor and Solenoid Connections

ELECTRICAL SPECIFICATIONS

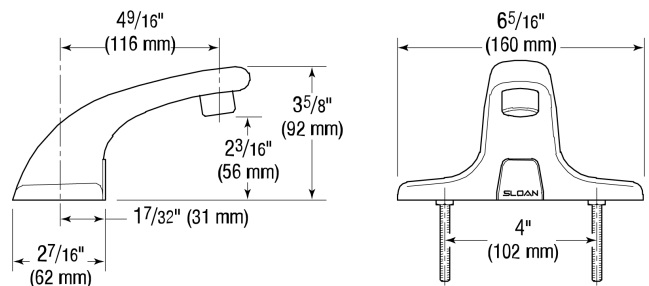
- Battery Life: 3 years 8,000 cycles/month
 - Optional power harvesting significantly extends service life
- Sensor Range: 4"-5" (102-127mm)
- Timeout Adjustment Settings: 30s

POWER SUPPLY OPTIONS

- 6VDC Plug Adapter (included with PLG models), 0362006
- 6VDC Ganged Adapter Kit (up to 6 units)(sold separately), 0362035
- 24VAC Box Transformer (included with BOX models), 0345370PK

VIDEOS

- Sloan Connect App®
- Sloan Optima Below Deck Faucet



COMPLIANCES & CERTIFICATIONS



(ADA Compliant, ASME A112.18.1 Compliant, CalGreen Compliant, CEC Compliant, cUPC Certified, UL Certified, UPC Certified, UPC Low Lead Compliant, cUPC Low Lead Compliant, EPD, HPD, IAPMO, LEED Materials & Resources EPD Credit, LEED Materials & Resources HPD Credit, WaterSense Listed, NSF-61, NYC604.4, Proposition 65, Satisfies LEED Credits, TAS, WELL Building Standard)

NOTES

All information contained within this document subject to change without notice.

Looking for other variations of the ETF-600 product? [View the general spec sheet with all options.](#)

[Find a matching soap dispenser](#) for this faucet.

[Find a compatible sink](#) for this faucet.

Sloan 10500 Seymour Ave, Franklin Park, IL 60131

Phone: 800.982.5839 • Fax: 800.447.8329 • sloan.com

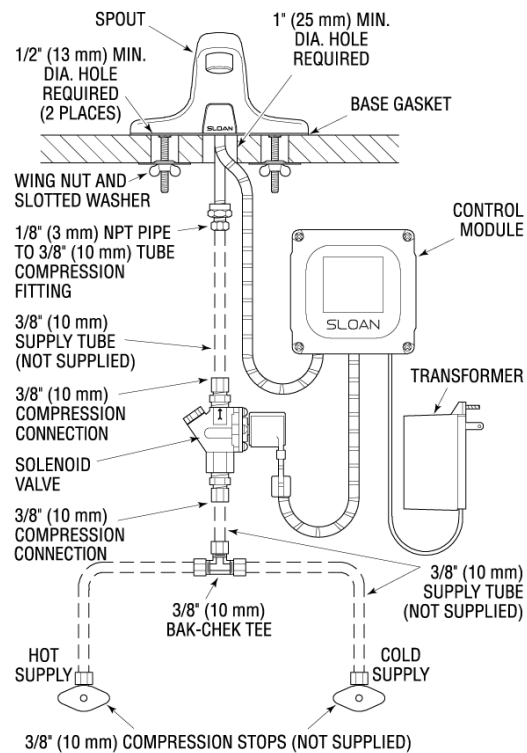
PVD Special Finishes

DOWNLOADS

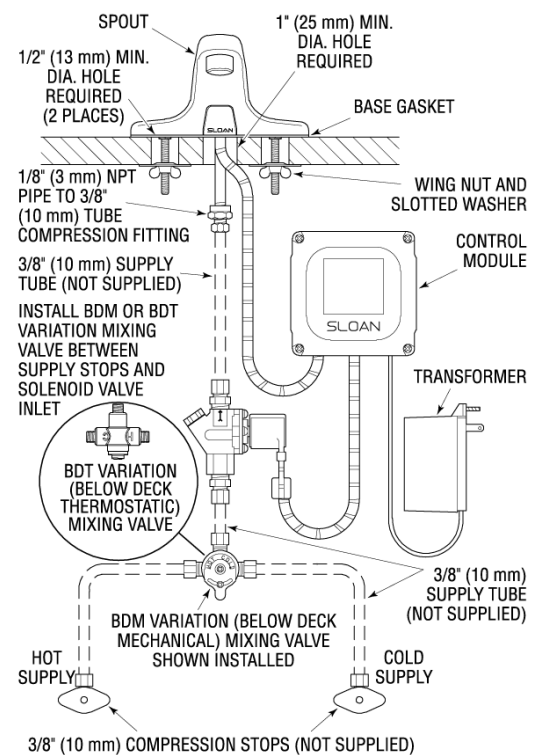
- [Optima Smart Faucet Below Deck Installation Instructions](#)
- [Trim Plate Guide](#)
- [Faucet Spray Heads Repair and Maintenance Guide](#)
- [ETF-600/EBF-650 Below Deck Repair and Maintenance Guide](#)
- [Additional Downloads](#)

ROUGH-IN

ETF-600 Faucet with Bak-Chek® Tee for Hot and Cold Water Supply



ETF-600 Faucet with BDM and BDT Variation Mixing Valves for Hot and Cold Water Supply



Sloan 10500 Seymour Ave, Franklin Park, IL 60131
 Phone: 800.982.5839 • Fax: 800.447.8329 • sloan.com