

## CODE NUMBER

3365409

## DESCRIPTION

8" Trim Plate, Box Transformer Power Supply, Below Deck Manual Mixing Valve, Polished Chrome Finish, 0.5 gpm, Multi-Laminar Spray, Infrared Sensor, Optima® Hardwired-Powered Deck-Mounted Low Body Faucet.

## DETAILS

- Flow Rate: 0.5 gpm (1.9 Lpm) (0.5GPM)
- Spray Type: Multi-Laminar (MLM)
- Sensor Type: Infrared
- Mounting Type: 8" Centerset
- Mounting Size: 8" Centerset, (3-hole) 1-1/4" to 1-1/2"
- Trim Plate: 8" (203mm) (8)
- Power Supply: Box Transformer (BOX)
- Temperature Mixer: Below Deck Manual Mixing Valve (BDM)
- Finish: Polished Chrome (CP)
- Factory Default Timeout: 30 seconds
- Factory Default Gallons per Cycle: 0.25

## FEATURES

Commercial Grade, ADA Compliant, Electronic, Side Sensor-Activated, Brass Pedestal Hand Washing Faucet with the following features:

- Splash-proof Circuit Control Module
- Sensor Range Adjustment Screw
- Troubleshooting LED Indicator Lights
- User friendly Variable Time Out Settings
- Filtered Solenoid Valve with serviceable Strainer Filter
- Vandal Resistant Spray Head with Pressure Compensating Flow Control
- Metal Jacketed Wire Protection for Sensor and Solenoid Leads
- Modular Quick-Release Sensor and Solenoid Connections

## ELECTRICAL SPECIFICATIONS

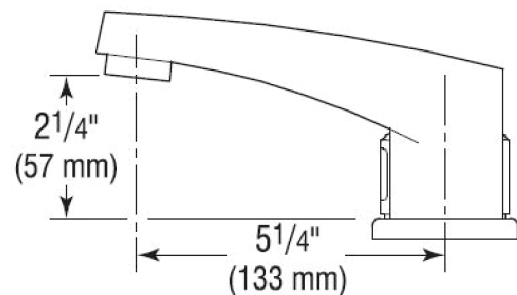
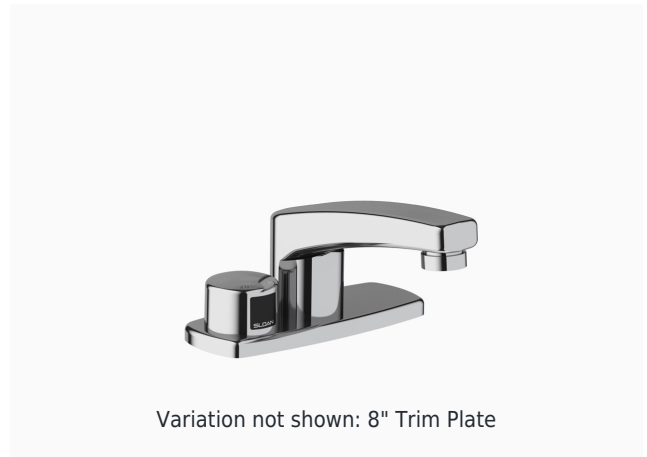
- Battery Life: 3 years 8,000 cycles/month
  - Optional power harvesting significantly extends service life
- Sensor Range: 8"-10" (203-254mm)
- Timeout Adjustment Settings: 30s

## POWER SUPPLY OPTIONS

- 6VDC Plug Adapter (included with PLG models), 0362006
- 6VDC Ganged Adapter Kit (up to 6 units)(sold separately), 0362035
- 24VAC Box Transformer (included with BOX models), 0345370PK

## VIDEOS

- Sloan Connect App®
- Sloan Optima Below Deck Faucet



## COMPLIANCES & CERTIFICATIONS



(ADA Compliant, ASME A112.18.1 Compliant, CalGreen Compliant, CEC Compliant, cUPC Certified, cUPC Low Lead Compliant, EPD, GPC 0.25 or less, HPD, IAPMO, NSF-61, NYC604.4, Proposition 65, TAS, UL Certified, UPC Certified, UPC Low Lead Compliant, WaterSense Listed, WELL Building Standard)

## NOTES

All information contained within this document subject to change without notice.

Looking for other variations of the ETF-660 product? [View the general spec sheet with all options.](#)

**Sloan 10500 Seymour Ave, Franklin Park, IL 60131**

Phone: 800.982.5839 • Fax: 800.447.8329 • [sloan.com](http://sloan.com)



**OPTIMA® SENSOR FAUCET**  
**ETF-660-8-BOX-BDM-CP-0.5GPM-MLM-FCT**

(General Model Name: ETF660-8-B-BDM CP ELECTRONIC FAUCET)

**Discontinued**

**DOWNLOADS**

- [Optima Smart Faucet Below Deck Installation Instructions](#)
- [Trim Plate Guide](#)
- [Faucet Spray Heads Repair and Maintenance Guide](#)
- [ETF-660/EBF-665 Below Deck Repair and Maintenance Guide](#)
- [Additional Downloads](#)

[Find a matching soap dispenser](#) for this faucet.

[Find a compatible sink](#) for this faucet.

**WARRANTY**

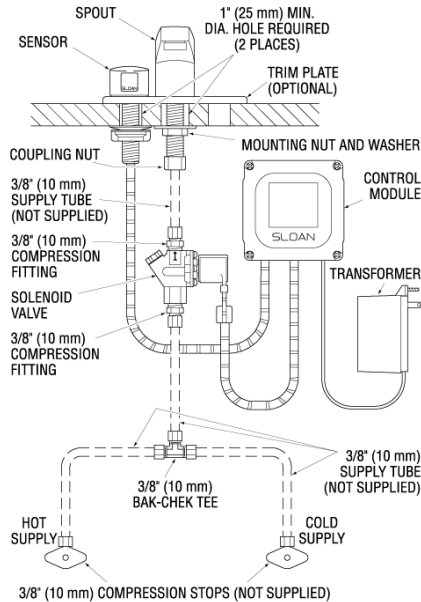
[View Warranty Information](#)

**Sloan 10500 Seymour Ave, Franklin Park, IL 60131**

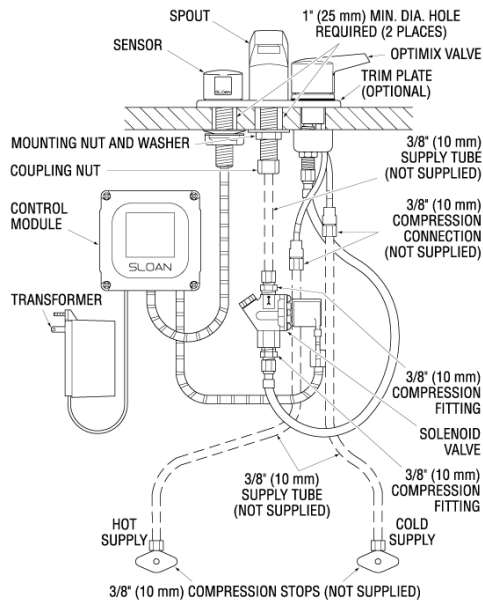
Phone: 800.982.5839 • Fax: 800.447.8329 • [sloan.com](http://sloan.com)

**ROUGH-IN**

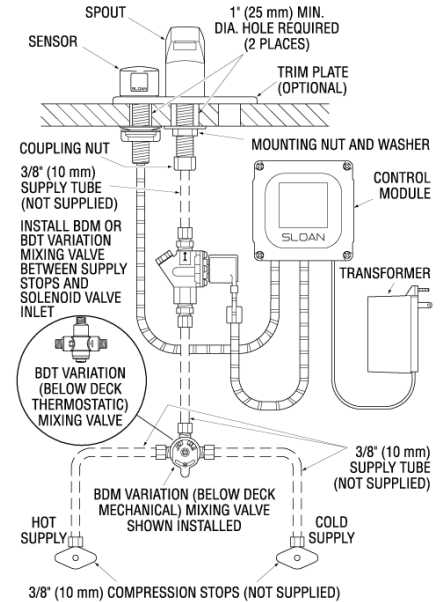
ETF-660 Faucet with Bak-Chek® Tee  
for Hot and Cold Water Supply  
(shown with 4" trim plate)



ETF-660 Faucet with ADM Variation Mixing  
Valve for Hot and Cold Water Supply  
(shown with 4" trim plate)



ETF-660 Faucet with BDM and BDT Variation Mixing  
Valves for Hot and Cold Water Supply (shown with 4"  
trim plate)



Sloan 10500 Seymour Ave, Franklin Park, IL 60131

Phone: 800.982.5839 • Fax: 800.447.8329 • [sloan.com](http://sloan.com)