

CODE NUMBER

3365426

DESCRIPTION

8" Trim Plate, Box Transformer Power Supply, Back-Check Tee, Polished Chrome Finish, 0.5 gpm, Multi-Laminar Spray, Infrared Sensor, Optima® Hardwired-Powered Deck-Mounted Low Body Faucet.

DETAILS

- Flow Rate: 0.5 gpm (1.9 Lpm) (0.5GPM)
- Spray Type: Multi-Laminar (MLM)
- Sensor Type: Infrared
- Mounting Type: 8" Centerset
- Mounting Size: 8" Centerset, (3-hole) 1-1/4" to 1-1/2"
- Trim Plate: 8" (203mm) (8)
- Power Supply: Box Transformer (BOX)
- Temperature Mixer: Back-Check Tee (TEE)
- Finish: Polished Chrome (CP)
- Factory Default Timeout: 30 seconds
- Factory Default Gallons per Cycle: 0.25

FEATURES

Commercial Grade, ADA Compliant, Electronic, Side Sensor-Activated, Brass Pedestal Hand Washing Faucet with the following features:

- Splash-proof Circuit Control Module
- Sensor Range Adjustment Screw
- Troubleshooting LED Indicator Lights
- User friendly Variable Time Out Settings
- Filtered Solenoid Valve with serviceable Strainer Filter
- Vandal Resistant Spray Head with Pressure Compensating Flow Control
- Metal Jacketed Wire Protection for Sensor and Solenoid Leads
- Modular Quick-Release Sensor and Solenoid Connections

ELECTRICAL SPECIFICATIONS

- Battery Life: 3 years 8,000 cycles/month
 - Optional power harvesting significantly extends service life
- Sensor Range: 8"-10" (203-254mm)
- Timeout Adjustment Settings: 30s

POWER SUPPLY OPTIONS

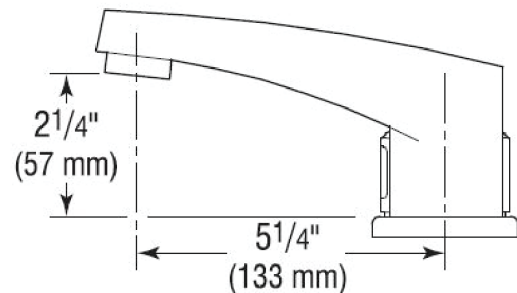
- 6VDC Plug Adapter (included with PLG models), 0362006
- 6VDC Ganged Adapter Kit (up to 6 units)(sold separately), 0362035
- 24VAC Box Transformer (included with BOX models), 0345370PK

VIDEOS

- ▶ Sloan Connect App®
- ▶ Sloan Optima Below Deck Faucet



Variation not shown: 8" Trim Plate



COMPLIANCES & CERTIFICATIONS



ASME



NYC604.4



(ADA Compliant, ASME A112.18.1 Compliant, CalGreen Compliant, CEC Compliant, cUPC Certified, cUPC Low Lead Compliant, EPD, GPC 0.25 or less, HPD, IAPMO, NSF-61, NYC604.4, Proposition 65, TAS, UL Certified, UPC Certified, UPC Low Lead Compliant, WaterSense Listed, WELL Building Standard)

NOTES

All information contained within this document subject to change without notice.

Looking for other variations of the ETF-660 product? [View the general spec sheet with all options.](#)

Sloan 10500 Seymour Ave, Franklin Park, IL 60131

Phone: 800.982.5839 • Fax: 800.447.8329 • sloan.com



OPTIMA® SENSOR FAUCET
ETF-660-8-BOX-TEE-CP-0.5GPM-MLM-FCT

(General Model Name: ETF660-8-B CP ELECTRONIC FAUCET)

Discontinued

DOWNLOADS

- [Optima Smart Faucet Below Deck Installation Instructions](#)
- [Trim Plate Guide](#)
- [Faucet Spray Heads Repair and Maintenance Guide](#)
- [ETF-660/EBF-665 Below Deck Repair and Maintenance Guide](#)
- [Additional Downloads](#)

[Find a matching soap dispenser](#) for this faucet.

[Find a compatible sink](#) for this faucet.

WARRANTY

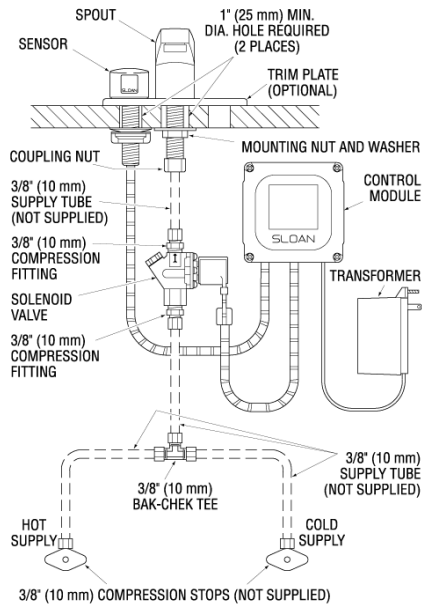
[View Warranty Information](#)

Sloan 10500 Seymour Ave, Franklin Park, IL 60131

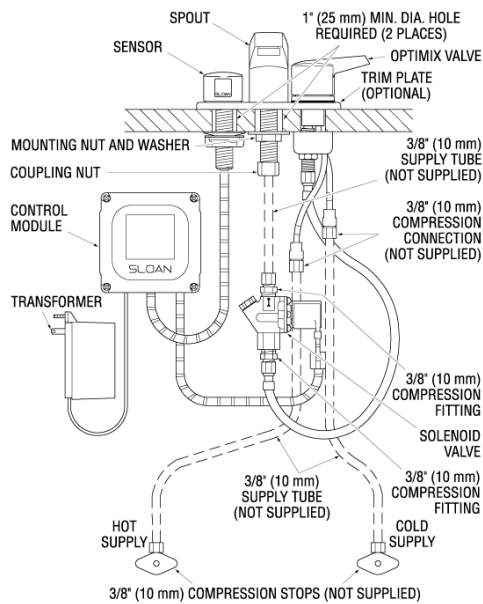
Phone: 800.982.5839 • Fax: 800.447.8329 • sloan.com

ROUGH-IN

ETF-660 Faucet with Bak-Chek® Tee
for Hot and Cold Water Supply
(shown with 4" trim plate)



ETF-660 Faucet with ADM Variation Mixing
Valve for Hot and Cold Water Supply
(shown with 4" trim plate)



ETF-660 Faucet with BDM and BDT Variation Mixing
Valves for Hot and Cold Water Supply (shown with 4"
trim plate)

