

CODE NUMBER

3365481BT

DESCRIPTION

Bluetooth, 4" Trim Plate, Plug Adapter Power Supply, Below Deck Thermostatic Mixing Valve, Polished Chrome Finish, 2.2 gpm, Laminar Spray, Infrared Sensor, Optima® Hardwired-Powered Deck-Mounted Mid Body Faucet.

DETAILS

- Flow Rate: 2.2 gpm (8.3 Lpm) (2.2GPM)
- Spray Type: Laminar (LAM)
- Sensor Type: Infrared
- Mounting Type: Single Hole
- Mounting Size: Single Hole 1-1/4" to 1-1/2"
- Trim Plate: 4" (102mm) (4)
- Power Supply: Plug Adapter (PLG)
- Temperature Mixer: Below Deck Thermostatic Mixing Valve (BDT)
- Finish: Polished Chrome (CP)
- Factory Default Timeout: 30 seconds
- Factory Default Gallons per Cycle: 1.1

FEATURES

ADA Compliant, Water Usage and Battery Strength Reporting, Wireless Settings Adjustment, Commercial Grade Faucet, Integrated Water Shut-off, Hygienic Line Flush, On-demand or Metered Activation, Self-adapting Sensor, Cast Brass Spout, Quick Connect Fittings

ELECTRICAL SPECIFICATIONS

- Battery Life: 3 years 8,000 cycles/month
 - Optional power harvesting significantly extends service life
- Sensor Range: 4" - 5" (102 - 127mm)
- Timeout Adjustment Settings: 30s

POWER SUPPLY OPTIONS

- 6VDC Plug Adapter (included with PLG models), 0362006
 - 6VDC Ganged Adapter Kit (up to 6 units)(sold separately), 0362035*
 - 24VAC Box Transformer (included with BOX models), 0345370PK
- * when converting units to hardwired with battery back-up

VIDEOS

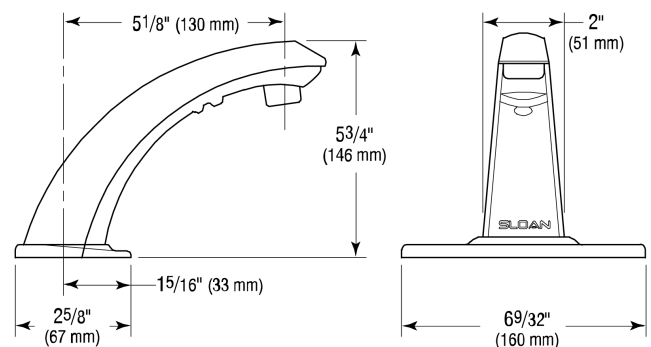
- ▶ Sloan Connect App®
- ▶ Sloan Optima Below Deck Faucet

DOWNLOADS

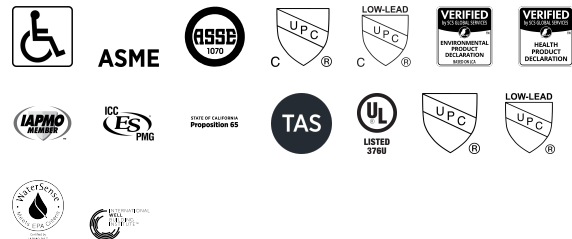
- [Optima Smart Faucet Below Deck Installation Instructions](#)
- [Trim Plate Guide](#)
- [Faucet Spray Heads Repair and Maintenance Guide](#)
- [ETF-80/880 and EBF-85/187 Below Deck Repair and Maintenance Guide](#)



Variations not shown: Wash Station and 4" Trim Plate



COMPLIANCES & CERTIFICATIONS



(ADA Compliant, ASME A112.18.1 Compliant, ASSE 1070, cUPC Certified, cUPC Low Lead Compliant, EPD, HPD, IAPMO, NSF-61, Proposition 65, TAS, UL Certified, UPC Certified, UPC Low Lead Compliant, WaterSense Listed, WELL Building Standard)

RECOMMENDED SPECIFICATION

Faucet shall include cast brass body, quick-connect fittings, twist-off/shut-off solenoid assembly, removable battery cartridge, flexible power supply and allow adjustment of settings wirelessly via Apple or Android smartphones.

NOTES

All information contained within this document subject to change without notice.

Looking for other variations of the ETF-80 product? [View the general spec sheet with all options.](#)

Sloan 10500 Seymour Ave, Franklin Park, IL 60131

Phone: 800.982.5839 • Fax: 800.447.8329 • sloan.com

- [Additional Downloads](#)

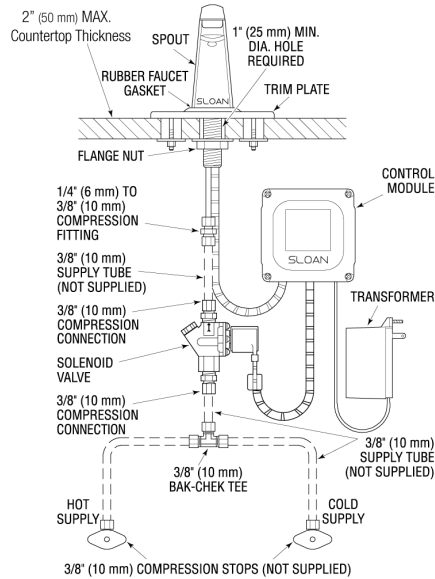
[Find a matching soap dispenser](#) for this faucet.
[Find a compatible sink](#) for this faucet.

WARRANTY

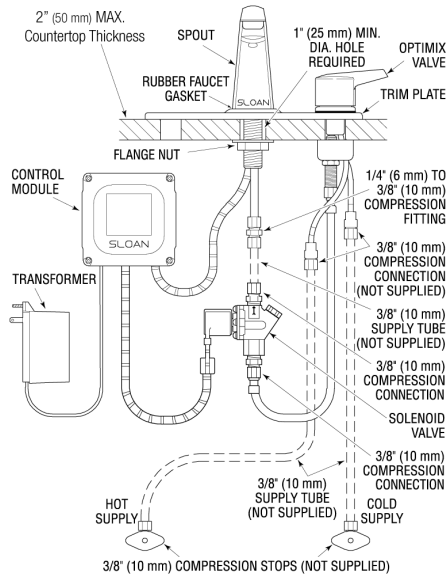
[View Warranty Information](#)

ROUGH-IN

ETF-80 Faucet with Bak-Chek® Tee for Hot and Cold Water Supply (shown with 4" trim plate)



ETF-80 Faucet with ADM Variation Mixing Valve for Hot and Cold Water Supply (shown with 8" trim plate)



ETF-80 Faucet with BDM and BDT Variation Mixing Valves for Hot and Cold Water Supply (shown with 4" trim plate)

