

**CODE NUMBER**

3370051

**DESCRIPTION**

1.0/1.5 gpf, Polished Chrome Finish, Fixture Connection Top Spud, Single Flush, Adjustable Ground Joint for Tek Control Stop, Electrical Override, Solar, SOLIS® Exposed Sensor Urinal Retrofit Flushometer.

**DETAILS**

- Flush Volume: 1.0/1.5 gpf (3.8/5.7 Lpf)
- Finish: Polished Chrome (CP)
- Power Type: Solar
- Valve: Diaphragm
- Valve Body Material: Semi-red Brass
- Fixture Type: Urinal
- Fixture Connection: Top Spud
- Override: Electrical
- Control Stop: Adjustable Ground Joint for Tek (XDT)

**FEATURES**

- User friendly three (3) second Flush Delay
- “Low Battery” Flashing LED
- Solar Powered. The sensor assembly is powered by a solar cell that will harvest power from the artificial indoor light (incandescent, fluorescent or LED), and use it as the energy source. The solar cell can provide approximately 100% power with 650 illuminance (lux).
- Four (4) Size AA Battery Back-up Power Source
- Infrared Sensor with Multiple-focused, Lobular Sensing Fields for high and low target detection
- Fixed Metering Bypass and No External Volume Adjustment to Ensure Water Conservation
- PERMEX® Synthetic Rubber Flex Tube Diaphragm with twin linear filtered bypass and vortex cleansing action
- Flex Tube Diaphragm designed for improved life and reduced maintenance
- Engineered Metal Cover with replaceable Lens Window
- ADA Compliant Sloan Solis® Solar Powered Infrared Sensor for automatic “No Hands” operation
- Diaphragm molded from PERMEX® Rubber Compound for Chloramine resistance
- Valve Body with an Adjustable Ground Joint Tailpiece
- Courtesy Flush® Override Button
- Handle cap included


**COMPLIANCES & CERTIFICATIONS**


(ADA Compliant, BAA Compliant, cUPC Certified)

**RECOMMENDED SPECIFICATION**

Valve Body, Cover, Tailpiece and Control Stop shall be in conformance with ASTM Alloy Classification for Semi- Red Brass. Valve shall be in compliance with the applicable sections of ASSE 1037 and ANSI/ASME 112.19.2.

**ELECTRICAL SPECIFICATIONS**

- Flush Delay: 1s

**VALVE OPERATING PRESSURE (FLOWING)**

15–80 PSI (103–552 kPa). Specific fixtures may require greater minimum flowing pressure - consult manufacturer requirements.

**DOWNLOADS**

- [Control Stop Repair and Maintenance Guide](#)
- [Flush Connections Flanges Repair and Maintenance Guide](#)
- [Tail Piece Repair and Maintenance Guide](#)
- [Exposed Solis Repair and Maintenance Guide](#)
- [Additional Downloads](#)

**NOTES**

All information contained within this document subject to change without notice.

Looking for other variations of the SOLIS RESS-U product? [View the general spec sheet with all options.](#)

[Find a compatible urinal](#) for this flushometer.

[Find a compatible water closet](#) for this flushometer.

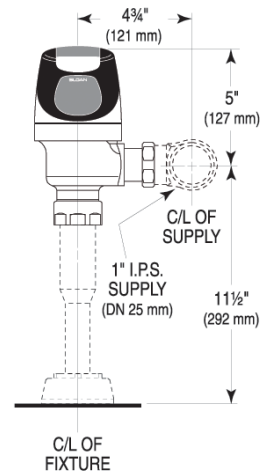
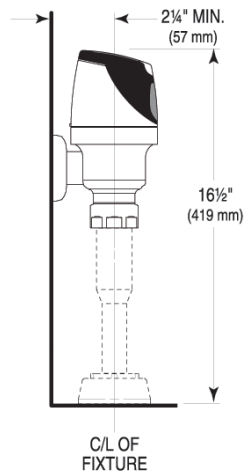
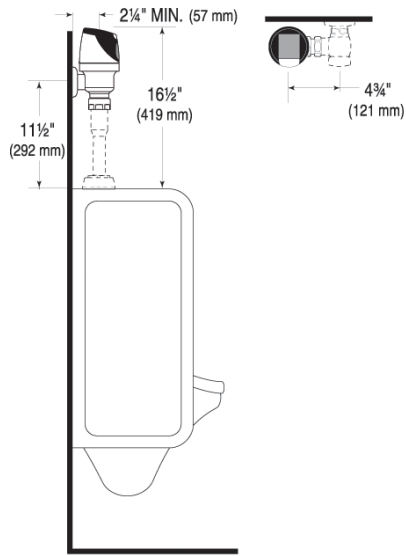
**WARRANTY**

[View Warranty Information](#)

**Sloan 10500 Seymour Ave, Franklin Park, IL 60131**

Phone: 800.982.5839 • Fax: 800.447.8329 • [sloan.com](http://sloan.com)

**ROUGH-IN**



8180