

CODE NUMBER

3370408

DESCRIPTION

1.6/1.1 gpf, Polished Chrome Finish, 1.5" Flush Connection, Fixture Connection Top Spud, Dual Flush, 1" Inlet, 1" Control Stop, Trap Primer Outlet Tube, Electrical Override, Battery, Infrared, ECOS® Exposed Sensor Water Closet Flushometer.

DETAILS

- Flush Volume: 1.6/1.1 gpf (6.0/4.2 Lpf)
- Finish: Polished Chrome (CP)
- Power Type: Battery
- Valve: Diaphragm
- Valve Body Material: Semi-red Brass
- Fixture Type: Water Closet
- Fixture Connection: Top Spud
- Rough-In Dimension: 11 ½" (292mm)
- Spud Coupling: 1 ½" (38mm)
- Supply Pipe: 1" (25mm)
- Override: Electrical
- Control Stop: 1"
- Inlet: 1"
- Outlet Tube: Trap Primer (TP)
- Flush Connection: 1.5"

FEATURES


- Main Seat, Stop Seat and Vacuum Breaker Molded from PERMEX® Rubber Compound for Chloramine resistance
- User friendly three (3) second Flush Delay
- "Low Battery" Flashing LED
- Sweat solder adapter with cover tube and cast wall flange with set screw
- Fixed Metering Bypass and No External Volume Adjustment to Ensure Water Conservation
- If the user is present for less than one minute and leaves the sensing zone or chooses the small override button, a reduced flush initiates (1.1 gpf/4.2 Lpf) eliminating liquid and paper waste, saving 1/2 gallon of water
- If the user is present for greater than one minute and leaves the zone or chooses the large override button, the full flush initiates (1.6 gpf/ 6.0 Lpf) eliminating solid waste and paper
- Engineered Metal Cover with replaceable Lens Window
- PERMEX® Synthetic Rubber Flex Tube Diaphragm with Dual filtered bypass designed for improved life and reduced maintenance
- Four (4) Size AA batteries included
- Courtesy Flush® Override Button
- 1" I.P.S. Screwdriver Bak-Chek® Angle Stop with Free Spinning Vandal Resistant Stop Cap
- PERMEX® Synthetic Rubber Diaphragm with Dual Filtered Fixed Bypass

VIDEOS

- ▶ PVD Special Finishes



COMPLIANCES & CERTIFICATIONS



(ADA Compliant, BAA Compliant, BABAA Compliant, cUPC Certified, cUPC Green Certified, EPD, HPD, WELL Building Standard)

RECOMMENDED SPECIFICATION

Valve Body, Cover, Tailpiece and Control Stop shall be in conformance with ASTM Alloy Classification for Semi- Red Brass. Valve shall be in compliance with the applicable sections of ASSE 1037 and ANSI/ASME 112.19.2.

BATTERY SPECIFICATIONS

Usage	4- AA Battery Service* Life			
	14.5 yrs	12 yrs	7.2 yrs	6 yrs
per month	500	1,000	3,000	4,000
per day	25	50	150	200

* Service life varies according to actual usage & restroom conditions
 Battery shelf life: Alkaline= ~10 years - Lithium= ~25 years

ELECTRICAL SPECIFICATIONS

- Arming Delay: 10 seconds
- Flush Delay: 3s
- Sensor Range: 22"-42" (559-1,067mm)

VALVE OPERATING PRESSURE (FLOWING)

15-80 PSI (103-552 kPa). Specific fixtures may require greater minimum flowing pressure - consult manufacturer requirements.

DOWNLOADS

- [Sloan ECOS Single/Dual-Flush Flushometer & Retrofit Valve Installation Instructions](#)
- [Sloan Ecos Valve \(Spanish\) Installation Instructions](#)
- [Control Stop Repair and Maintenance Guide](#)
- [Flush Connections Flanges Repair and Maintenance Guide](#)

Sloan 10500 Seymour Ave, Franklin Park, IL 60131
 Phone: 800.982.5839 • Fax: 800.447.8329 • sloan.com

- [Tail Piece Repair and Maintenance Guide](#)
- [ECOS Repair and Maintenance Guide](#)
- [Flushometer Pressure gauges](#)
- [Additional Downloads](#)

NOTES

All information contained within this document subject to change without notice.

Looking for other variations of the ECOS 8111 product? [View the general spec sheet with all options.](#)

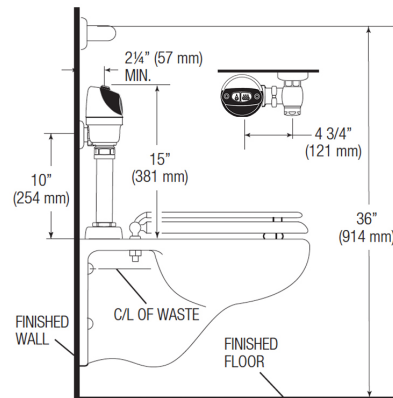
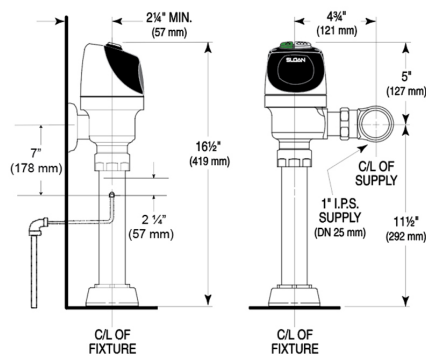
WARRANTY

[View Warranty Information](#)

ROUGH-IN

Alternate ADA Installation

Lower water supply rough-in to 10" (254 mm) and mount grab bar at the 36" (914 mm) maximum allowed height.



When installing in a handicap stall:

Per the ADA Guidelines (section 604.9.4) it is recommended that the grab bars be split or shifted to the wide side of the stall. If grab bars must be present over the valve, use the alternate ADA installation as shown to the right.