

## CODE NUMBER

3452633

## DESCRIPTION

0.5 gpf, Brushed Stainless Finish, Fixture Connection Top Spud, Single Flush, 3/4" Control Stop, Less Override, Hardwired, Sensor-Operated, 24V, Royal® Exposed Sensor Hardwired Urinal Flushometer.



## DETAILS

- Flush Volume: 0.5 gpf (1.9 Lpf)
- Finish: Brushed Stainless (SF)
- Power Type: Hardwired (HW)
- Valve: Diaphragm
- Valve Body Material: Semi-red Brass
- Fixture Type: Urinal
- Fixture Connection: Top Spud
- Rough-In Dimension: 11 1/2" (292mm)
- Spud Coupling: 3/4" (19mm)
- Supply Pipe: 3/4" (19mm)
- Override: Less (L/OR)
- Control Stop: 3/4"
- Voltage: 24V

## FEATURES

- Sensor-activated, hardwired urinal flushometer
- PERMEX™ Synthetic Rubber Diaphragm with Dual Filtered Fixed Bypass
- Durability is facilitated with high copper, low zinc brass castings for dezincification resistance
- Adjustable tailpiece
- Critical components, including cover, valve body, control stop and sweat solder kit, are made of semi-red brass
- PERMEX synthetic rubber diaphragm with Dual Filtered Fixed Bypass
- Valve body, Cover, Tailpiece and Control Stop shall be in compliance with ASTM Alloy Classification for Semi-Red Brass
- Valve shall be in compliance to the applicable sections of ASSE 1037.

## VIDEOS

-  ESS Flushometer
-  PVD Special Finishes



## COMPLIANCES & CERTIFICATIONS



(ADA Compliant, BAA Compliant, BABAA Compliant, BREEAM Water Credit, cUPC Certified, cUPC Green Certified, Green Globes Water Credit, LEED V4 Water Efficiency Credit, Satisfies LEED Credits, UL Certified, WaterSense Listed)

## RECOMMENDED SPECIFICATION

Valve Body, Cover, Tailpiece and Control Stop shall be in conformance with ASTM Alloy Classification for Semi- Red Brass. Valve shall be in compliance with the applicable sections of ASSE 1037 and ANSI/ASME 112.19.2.

## ELECTRICAL SPECIFICATIONS

- Arming Delay: 8 seconds
- Control Circuit: Solid State/24 VAC Input/24 VAC Output
- Flush Delay: 1s
- Self-Adaptive Window: ±8
- Sensor Range: 15"-30" (381-762mm)
- Solenoid Operator: 24 VAC
- Transformers (specify separately):
  - 0345154
  - 0345999

## VALVE OPERATING PRESSURE (FLOWING)

15-80 PSI (103-552 kPa). Specific fixtures may require greater minimum flowing pressure - consult manufacturer requirements.

## DOWNLOADS

- [Royal ESS TMO Installation Instructions](#)
- [Royal ESS Concealed and Exposed Installation Instructions](#)
- [Control Stop Repair and Maintenance Guide](#)
- [Flush Connections Flanges Repair and Maintenance Guide](#)
- [Tail Piece Repair and Maintenance Guide](#)
- [Optima ESS Repair and Maintenance Guide](#)

Sloan 10500 Seymour Ave, Franklin Park, IL 60131

Phone: 800.982.5839 • Fax: 800.447.8329 • [sloan.com](http://sloan.com)

- [Flushometer Pressure gauges](#)
- [Additional Downloads](#)

#### NOTES

All information contained within this document subject to change without notice.

Looking for other variations of the ROYAL 186 ESS product?  
[View the general spec sheet with all options.](#)

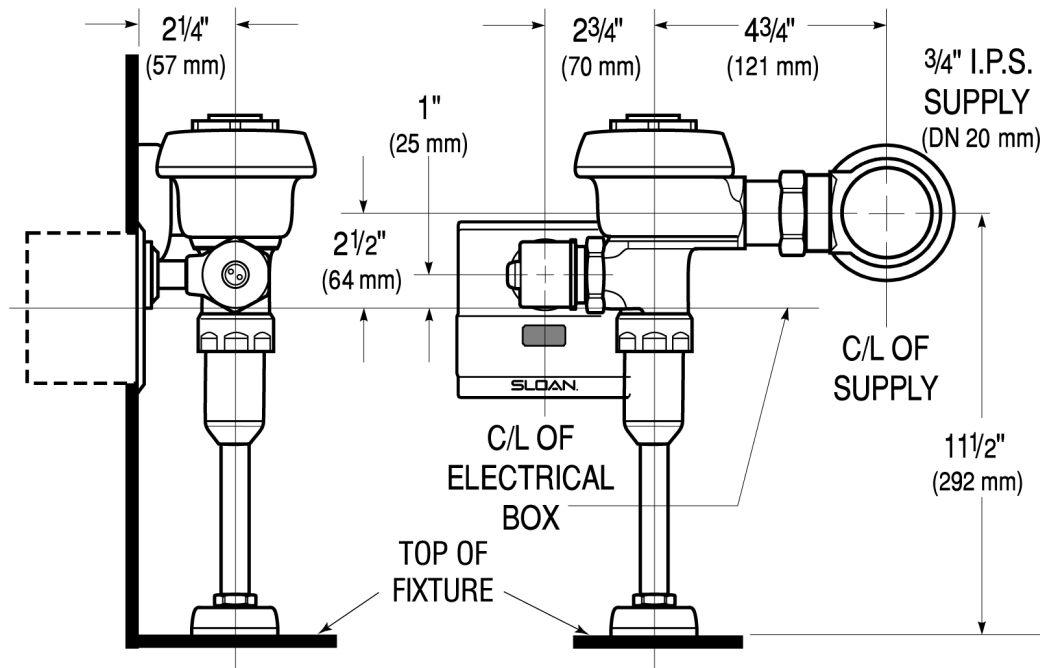
WaterSense compliant when used with a WaterSense compliant fixture

#### WARRANTY

[View Warranty Information](#)

#### ROUGH-IN

186



Sloan 10500 Seymour Ave, Franklin Park, IL 60131  
Phone: 800.982.5839 • Fax: 800.447.8329 • [sloan.com](http://sloan.com)