

CODE NUMBER

3452666

DESCRIPTION

0.5 gpf, Graphite Finish, Fixture Connection Top Spud, Single Flush, 3/4" Control Stop, True Mechanical Override, Hardwired, Sensor-Operated, 24V, Royal® Exposed Sensor Hardwired Urinal Flushometer.

DETAILS

- Flush Volume: 0.5 gpf (1.9 Lpf)
- Finish: Graphite (GR)
- Power Type: Hardwired (HW)
- Valve: Diaphragm
- Valve Body Material: Semi-red Brass
- Fixture Type: Urinal
- Fixture Connection: Top Spud
- Rough-In Dimension: 11 1/2" (292mm)
- Spud Coupling: 3/4" (19mm)
- Supply Pipe: 3/4" (19mm)
- Override: True Mechanical (TMO)
- Control Stop: 3/4"
- Voltage: 24V

FEATURES



COMPLIANCES & CERTIFICATIONS



(ADA Compliant, BAA Compliant, BABAA Compliant, cUPC Certified, UL Certified, UPC Certified)

RECOMMENDED SPECIFICATION

Valve Body, Cover, Tailpiece and Control Stop shall be in conformance with ASTM Alloy Classification for Semi- Red Brass. Valve shall be in compliance with the applicable sections of ASSE 1037 and ANSI/ASME 112.19.2. Valve Body, Cover, Tailpiece and Control Stop shall have a PVD Graphite finish.

ELECTRICAL SPECIFICATIONS

- Arming Delay: 8 seconds
- Control Circuit: Solid State/24 VAC Input/24 VAC Output
- Flush Delay: 1s
- Self-Adaptive Window: ±8
- Sensor Range: 15" - 30" (381 - 762mm)
- Solenoid Operator: 24 VAC
- Transformers (specify separately):
 - 0345154
 - 0345999

VALVE OPERATING PRESSURE (FLOWING)

15-80 PSI (103-552 kPa). Specific fixtures may require greater minimum flowing pressure - consult manufacturer requirements.

DOWNLOADS

- [Royal ESS TMO Installation Instructions](#)
- [Royal ESS Concealed and Exposed Installation Instructions](#)
- [Control Stop Repair and Maintenance Guide](#)
- [Flush Connections Flanges Repair and Maintenance Guide](#)
- [Tail Piece Repair and Maintenance Guide](#)
- [Optima ESS Repair and Maintenance Guide](#)
- [Flushometer Pressure gauges](#)
- [Additional Downloads](#)

Sloan 10500 Seymour Ave, Franklin Park, IL 60131

Phone: 800.982.5839 • Fax: 800.447.8329 • sloan.com

NOTES

All information contained within this document subject to change without notice.



Looking for other variations of the ROYAL 186 ESS product?
[View the general spec sheet with all options.](#)

WARRANTY

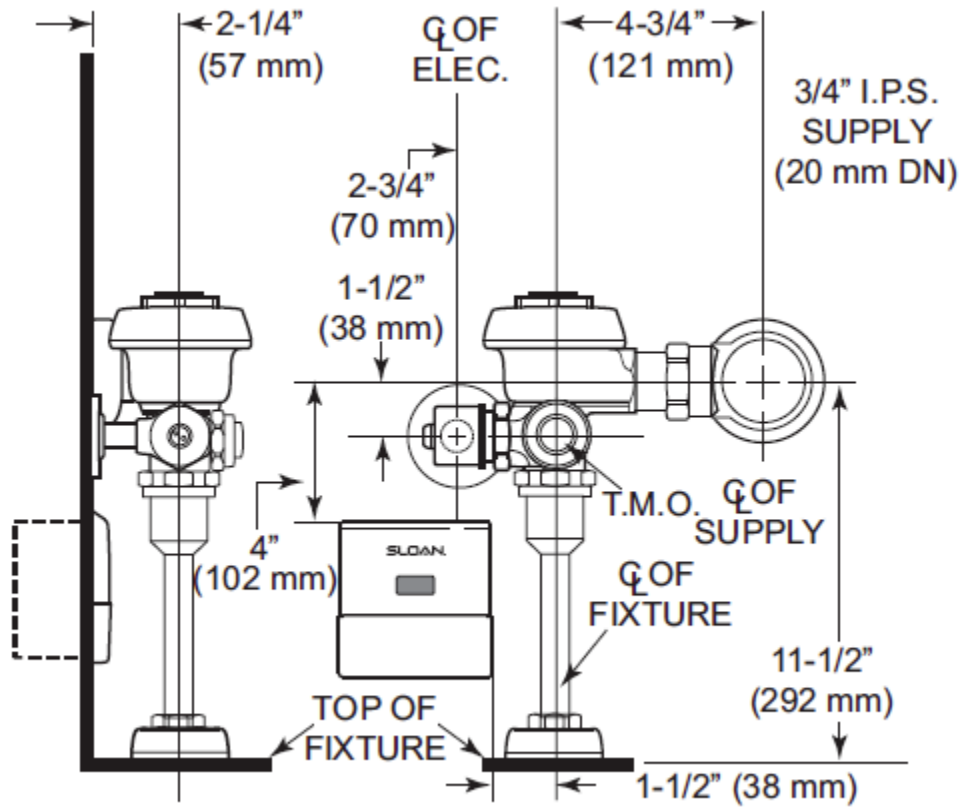
[View Warranty Information](#)

- PERMEX® Synthetic Rubber Diaphragm with Dual Filtered Fixed Bypass
- Handle Packing, Main Seat, Stop Seat and Vacuum Breaker Molded from PERMEX® Rubber Compound for Chloramine resistance
- User friendly three (3) second Flush Delay
- Sweat solder adapter with cover tube and cast wall flange with set screw
- OPTIMA® EL-1500 Self-Adaptive Infrared Sensor with Indicator Light
- "Walk By" Delay of Eight (8) Seconds Prevents Unintentional Flushes
- Non-Hold-Open True Mechanical Override
- Non-Hold-Open Integral Solenoid Operator, Fixed Metering Bypass and No External Volume Adjustment to Ensure Water Conservation
- Courtesy Flush™ Non-Hold-Open True Mechanical Override
- High Back Pressure Vacuum Breaker Flush Connection with One-Piece Bottom Hex Coupling Nut, Spud Coupling and Flange for 3/4" Top Spud
- 3/4" I.P.S. Screwdriver Bak-Chek® Angle Stop with Vandal Resistant Stop Cap

VIDEOS

-  ESS Flushometer
-  PVD Special Finishes

ROUGH-IN



Sloan 10500 Seymour Ave, Franklin Park, IL 60131
 Phone: 800.982.5839 • Fax: 800.447.8329 • sloan.com