

DESCRIPTION

SloanStone® Solid Surface 2-Station Wall-Mounted Counter Top Sink.

DETAILS

- Material: SloanStone Solid Surface
- Width: 60" (1,524mm)
- Thickness: 1.5


FEATURES


Double Station Lavatory System with the following features:

- Lavatory constructed of Non-porous SloanStone Solid Surface Material
- Integral overflow drainage system
- 1 1/4" pop-up or flat strainer drain (by others)
- Lavatory System is shipped pre-plumbed with Sloan Electronic Controls for easy installation

SloanStone sinks are a one piece molded design with a slight angle outward at the side aprons to facilitate the fabrication process thus the overall length of the sink measured along the bottom edge may be up to 1/2" greater than noted length. SloanStone sinks are commonly available in one to four station lengths (most models) and cannot be seamed together to create a longer sink layout.

Please note that scratches on dark, high gloss finishes may be noticeable and require periodic refinishing to maintain the glossy appearance. Take care placing and sliding objects that may scratch the surface.

COLORS**SUGGESTED FAUCETS**

Name	Description
	EAF-750
	View more info

**COMPLIANCES & CERTIFICATIONS**

IGC156

(ADA Compliant, BAA Compliant, BABAA Compliant, cUPC Certified, IGC156)

RECOMMENDED SPECIFICATION

SloanStone Series Sink model no. ELC 4X000 Countertop Style Sink. Product to be molded using SloanStone solid surface. Sink design to be ADA compliant and IAPMO certified. Supplied with angle brackets.

DOWNLOADS

- [ELB/ELC Installation Instructions](#)
- [ELB/ELC \(Spanish\) Installation Instructions](#)
- [ELC-40000/70000 Series Repair and Maintenance Guide](#)
- [Additional Downloads](#)

NOTES

All information contained within this document subject to change without notice.

Looking for other variations of the ELC-42000 product? [View the general spec sheet with all options.](#)


[Find a compatible faucet](#) for this sink.

[Find a matching soap dispenser](#) for this sink.

WARRANTY

[View Warranty Information](#)

SUGGESTED SOAP DISPENSERS

Name	Description
 ESD-700	View more info

ROUGH-IN

